

P R O F E S S I O N A L  
**CRE**  **ENTIAL**  
S E R V I C E S , I N C .



**Commonwealth of Virginia**  
**BOARD FOR BARBERS AND COSMETOLOGY**

January 2017

**Master Permanent Cosmetic Tattooing**  
**Candidate Information Bulletin**

Examination Content/CIBs Developed and Owned© by:  
National-Interstate Council of State Boards of Cosmetology ("NIC")

## Contents

Quick Reference.....	3
Application Process.....	4
Introduction .....	5
State Licensure Requirements.....	5
Examination Fees .....	5
Refund Policy .....	6
Special Accommodations.....	6
First Time Candidates .....	7
Expired License .....	8
Endorsement License Requirements.....	8
PCS Account Set-Up .....	9
PCS Application .....	10
Logging into your Homepage.....	11
Application Status.....	11/12
Reprinting Documents.....	12
Examination Rescheduling.....	13
Application Approval Process .....	14
Examination Scheduling.....	14
Theory Examination Scheduling .....	14
Inclement Weather Policy .....	15
Examination Day Requirements .....	15/16
General Examination Policies .....	16
Examination Results.....	17
Change of Information.....	18
Formal Complaints.....	18
Examination Guidelines .....	19

## Quick Reference

### STEP ONE: READ CANDIDATE INFORMATION BULLETIN

- Create account and start application process
- Submit required documents to PCS as directed

### STEP TWO: TAKE EXAMINATIONS

- Upon approval from PCS, schedule and take Theory Examination with Prometric

### CONTACT INFORMATION

#### Professional Credential Services (PCS)

*Regular Mailing Address*

Attn: Virginia Cosmetology  
P.O. Box 198768  
Nashville, Tennessee 37219-8768

*Courier Mailing Address*

Attn: Virginia Cosmetology  
150 Fourth Avenue North  
Suite 800  
Nashville, Tennessee 37219

Customer Service: (888) 822-3272  
Fax: (615) 846-0153  
Email: [cosandbar@pcshq.com](mailto:cosandbar@pcshq.com)  
Website: <http://www.pcshq.com>

#### Prometric

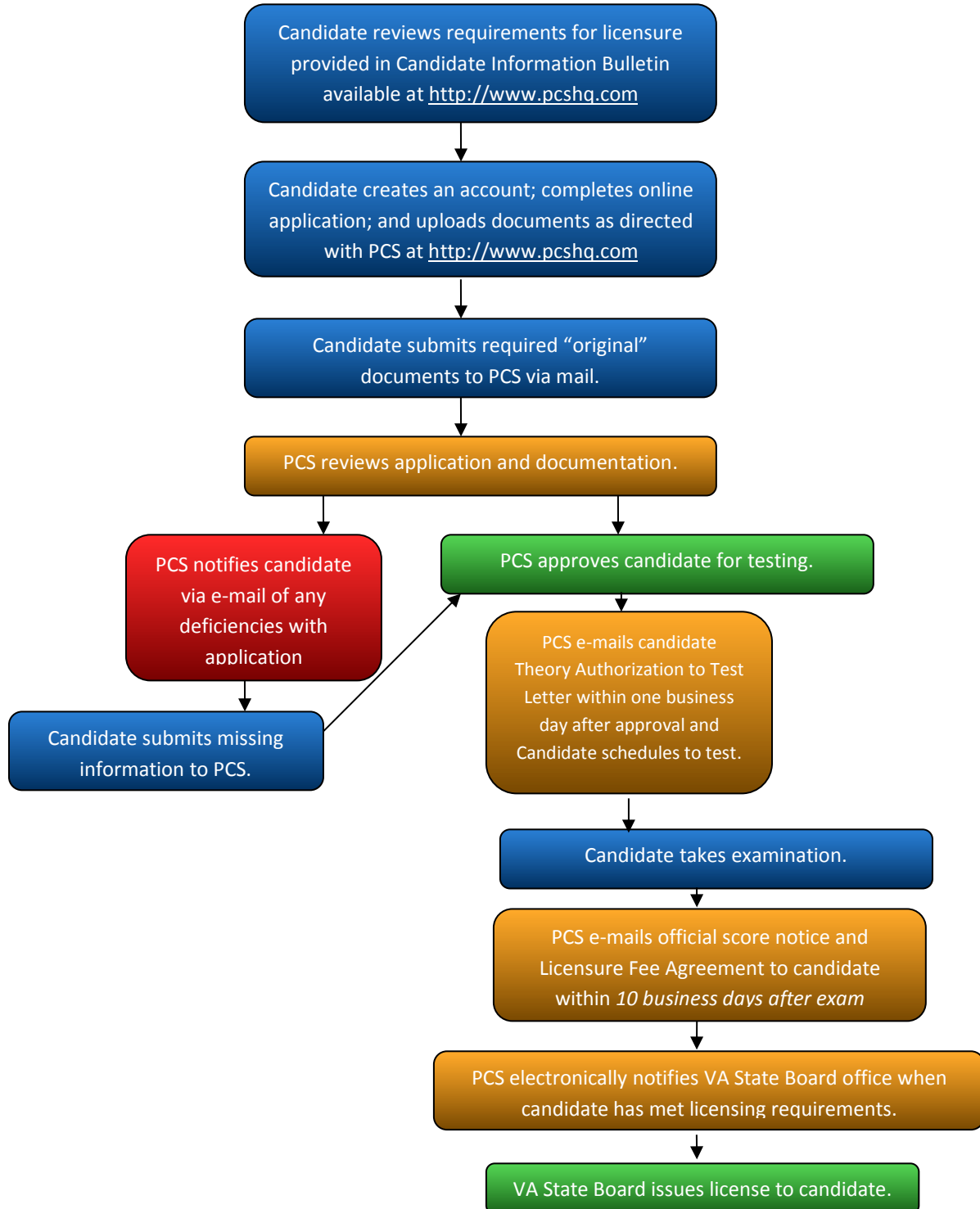
Scheduling: (800) 895-3926  
Website: [www.prometric.com](http://www.prometric.com)

#### Virginia Department of Professional and Occupational Regulation

9960 Mayland Drive, Suite 400  
Richmond, Virginia 23233  
Phone: (804) 367-8509  
Fax: (866) 245-9693

Web site: [www.dpor.virginia.gov](http://www.dpor.virginia.gov)  
E-mail: [bchoplicensing@dpor.virginia.gov](mailto:bchoplicensing@dpor.virginia.gov)

## Application Process



## Introduction

The *Candidate Information Bulletin (CIB)* is intended to help you to prepare and to understand the processes and procedures for applying for licensure and for scheduling your examination(s). The Virginia Board for Barbers and Cosmetology (the Board) is responsible for licensing and regulating the profession of Master Permanent Cosmetic Tattooing in the Commonwealth of Virginia. The Board has contracted with Professional Credential Services (PCS) to provide administrative examination services. The Board, through PCS, will exclusively use the National-Interstate Council of State Boards of Cosmetology (NIC) examinations. PCS first requires that candidates create an account and then submit an online Examination and License Application (Application). This is required to determine your eligibility for testing. Any questions regarding your application or eligibility should be directed to PCS. The Board will have the final authority to approve the issuance of a license.

## State Licensure Requirements

In order to receive a Master Permanent Cosmetic Tattooing license in the Commonwealth of Virginia, you must pass the NIC **Theory** examination within one year of the date of your first examination. You must also meet **ONE** of the following requirements:

1. Completion of a master permanent cosmetic tattooing training program.

***Required Documentation: Upload to your PCS account a completed Training & Experience Verification Form.***

## Examination Fees

Please carefully review this CIB and Virginia's state laws, rules and regulations prior to starting the application and paying fees.

Examination Type	Examination Fees
Theory	\$92

During the on-line application process, you will be prompted to pay your fees at the appropriate place within the application. Fees may be paid online with a credit card (MasterCard, Visa or Discover) or call 1-888-822-3272 in order to submit your fees via money order or certified check by requesting an invoice.

## Refund Policy

- Candidates who are determined to be ineligible or who are determined to be eligible for licensure without testing will be issued a refund, less the application processing fee of \$10.
- Candidates who withdraw from the theory examination within five days prior to the scheduled day of testing will be issued a refund, less the application processing fee of \$10.
- Candidates who do not show for any scheduled examination *forfeit all fees paid*, unless an accident or medical emergency occurs (which will require official documentation prior to a refund being issued).
- All refunds are issued to the cardholder and credit card under which payment was initially made.

## Special Accommodations

If you require special accommodations under the Americans with Disabilities Act, you must submit an ADA Request Form along with supporting medical documentation. You may download a copy of this form by going to the Forms Section of the Virginia Cosmetology page at <http://www.pcshq.com>.

## First Time Candidates

### Application Requirements

Once an online application has been completed with PCS, the following items must be uploaded to your account with PCS:

1. A current 2" x 2" passport color photo taken within the last six months to reflect your current appearance. It must be sized so that your head is approximately 1 inch from the bottom of the chin to the top of the head. It must be taken in front of a plain, white background and be a full-face view, directly facing the camera with a neutral facial expression. Selfies are not accepted. If these requirements are not met, you will receive notification that you need to submit a new photo and your application will remain incomplete until the photo meets the requirements.
2. Examination Site Conduct Agreement Form: Please select a practical location and sign the Informed Consent and Waiver Agreement section. Once completed, please upload this Agreement to your account. This form can be found under Virginia's Forms section online at [www.pcshq.com](http://www.pcshq.com).

\* All documents that require a notary seal may be uploaded to your PCS account as long as the form is notarized with an ink stamp and must be in color. If a raised seal is used by the notary public, then this document must be mailed to PCS.

**!** If you are not approved because of an incomplete application, discrepancies, missing documentation, including signatures, you will be contacted by PCS and your application will be pending until you make the necessary and requested corrections. If you mail any documentation separate and apart from the application to PCS at the address located on page 3 of this CIB, please make note of this on your home page within your PCS account.

**!** Should any document listed above be under a different name than the name provided on your application, legal documentation of name change (i.e. marriage certificate, divorce decree, petition for name change) must be either mailed to PCS, Attn: VA Coordinator at PCS' address provided on page 3 of this CIB or up-loaded to your account.

## Expired License

### How to Reinstate an Expired License

1. If your license has been expired for less than **two years**, contact the Board at (804) 367-8509.
2. If your license has been expired for more than **two years**, apply directly with PCS and follow the prompts. You will be required to take the current theory examination again.

### Endorsement License Requirements

If you hold a license in a state other than Virginia, contact the Board at (804) 367-8509.



## PCS Account Set-Up

Before you are able to complete an online application with PCS, you must first become a registered user of our system. To do so, please follow the steps below:

1. Go to <http://www.pcshq.com>
2. Click **Applicants & Candidates**
3. Click **Cosmetology & Barbering**
4. Click **Virginia**
5. Click **Master Permanent Cosmetic Tattooing**
6. Click **Create an Account** (if this is your first time)
7. *Creating a PCS Account (first time users only)*; enter valid, unique e-mail address, your first and last name, date of birth, and Social Security number.
8. Enter REcaptcha information as prompted; click **Create Account**
9. Check your e-mail account for a PCS system generated e-mail.
10. Click link in e-mail to verify account information and create PCS password.
11. Click **Enable Account**

**!** A unique e-mail address must be provided to create a PCS Account (i.e. more than one user cannot provide the same e-mail address).

### New Professional Credential Services Account

By signing up for a free account, you can access your application and licensing information.

**To access your information online, please create your personal account. You MUST use a unique e-mail address for electronic communication and account verification. Please DO NOT use your school instructor's e-mail address. This account is for applicants only.**

E-Mail Address

First Name

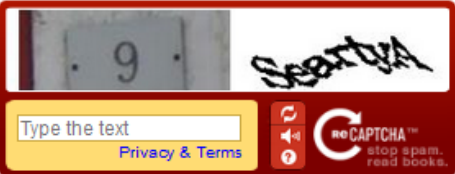
Last Name

Birth Date (m/d/yyyy)

**If you have applied with Professional Credential Services before, please provide the following in order to retrieve your records.**

Social Security Number

**Please enter the REcaptcha information below**



Type the text

Privacy & Terms

RECAPTCHA™ stop spam. read books.

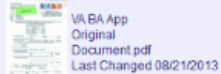
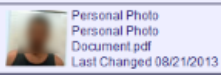
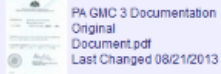
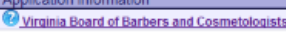
## PCS Application

Once you have created your PCS account, you are then ready to complete the Virginia online registration page. To do so, please follow the steps below.

1. Complete steps 1-5 listed above.
2. Click **LOGIN HERE** (if you have already created an account)
3. Enter e-mail address and password provided during account set-up.
4. You are now in the Virginia online registration page; select appropriate license type (i.e. Cosmetology).
5. Continue with online registration until all required fields have been completed.
6. Choose the examinations you wish to take.
7. Select Payment Option.

**!** You must complete the online application using your legal name – the name which appears on your current government issued photo identification (i.e. Driver's License).

**!** A unique e-mail address must be provided to create a PCS Account (i.e. more than one user cannot provide the same e-mail address).

<b>Your Profile</b> Name Address Phone SSN Alt ID Birthdate Email Username	<b>Active Applications</b> Virginia Cosmetology & Barbering, Barbering Applied 08/19/2013 Most recent application: 08/19/2013 Status: Paid, Waiting for review.
<b>Documents</b>  VA BA App Original Document.pdf Last Changed 08/21/2013  Personal Photo Personal Photo Document.pdf Last Changed 08/21/2013  PA GMC 3 Documentation Original Document.pdf Last Changed 08/21/2013 <a href="#">ADD NEW DOCUMENT</a>	<b>Application Approval Requirements</b> <input checked="" type="checkbox"/> Coordinator Review <input checked="" type="checkbox"/> Personal Photo <input checked="" type="checkbox"/> Training & Experience Form <input checked="" type="checkbox"/> Examination Site Agreement <input checked="" type="checkbox"/> PCS Waiver ALL FORMS ARE CURRENT <b>GMC 3 - OFFICIAL Virginia document indicated by RED STAMP. (Click Here for Sample Images); otherwise NOTIFY DPOR FOR APPROVAL, ONCE DOCUMENTATION</b> Please enter comments (optional), select if this item can be approved or denied, then click Save <div style="border: 1px solid gray; padding: 5px;"><p>DPOR - please review this out of state criminal history documentation. Since he does not reside in VA I am not requesting the VA criminal history.</p></div> <p>-- SELECT STATUS -- <input type="button" value="Save"/></p> <input type="checkbox"/> Final Review <a href="#">VIEW APPLICATION FORM</a>
<b>Education</b> SPECTRUM BEAUTY ACADEMY LLC ALEXANDRIA VA From 10/15/2012 Graduated: 07/23/2013 School License Expire: 12/31/2014	<b>Pending Examinations</b> Virginia Barbering Practical Exam Date: 10/14/2013 Testing at: Springfield Area <b>WAITING FOR APPLICATION APPROVAL</b> Virginia Barbering Theory Status Pending <b>WAITING FOR APPLICATION APPROVAL</b>
<b>Application Information</b> 	

## PCS Candidate Homepage

### Logging into your Homepage

1. Go to <http://www.pcshq.com>
2. Click **Client Portal**
3. Enter e-mail address and password
4. Click **Log In**



The screenshot shows the login page for Professional Credential Services, Inc. The header features the company logo. The main heading is "Log into your account". Below this are two input fields: "E-Mail Address" and "Password". A "Log In" button is positioned below the password field. A note states: "\*If you have forgotten your password or you have received an email from PCS instructing you to create your password, [Click Here](#)." At the bottom, it says: "If you have not previously created a PCS account please go to your [profession and state home page](#)."

### Application Status

You may check the status of your online application 24/7 by logging into your PCS account. As items are received, green check boxes will appear under the Application Approval Requirements section of the Active Applications box.



The screenshot displays the "Active Applications" section for a Virginia Cosmetology & Barbering, Cosmetology application. It includes links for "ADD STATE APP#", "Valor Act: EDIT", "ADD LICENSE NUMBER", "ADD LIC EXP DATE", "App Expires: 03/12/2017 EDIT", "Print New App Label", and "Applied: 03/12/2013". A red box highlights the "Application Approval Requirements" section, which lists several items, each with a green checkmark in a box:

- Coordinator Review
- Personal Photo
- Training & Experience Form
- Examination Site Agreement
- PCS Waiver
- ADA
- Final Review

### How do I know if my application is approved?

If an application has been approved, a green check will appear in the Final Review Box under Active Applications and you will also receive an email notifying you that your application has been approved.

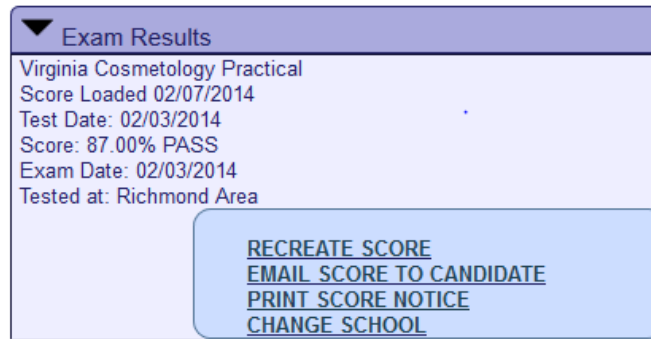


The screenshot shows a web interface for 'Active Applications'. It lists details for a Virginia Cosmetology & Barbering application, including 'ADD STATE\_APP#', 'Valor Act: EDIT', 'ADD LICENSE NUMBER', 'ADD LIC EXP DATE', 'App Expires: 03/12/2017 EDIT', 'Print New App Label', and 'Applied: 03/12/2013'. A red-bordered box highlights the 'Application Approval Requirements' section, which includes a list of items with checkboxes: Coordinator Review (checked), Personal Photo (checked), Training & Experience Form (checked), Examination Site Agreement (checked), PCS Waiver (checked), ADA (checked), and Final Review (unchecked with a question mark icon).

### Reprinting Documents

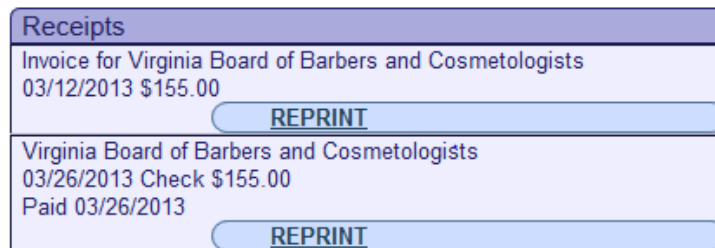
Reprint information concerning your examinations, payment receipts, and/or scores by logging into your Homepage.

- Click **Print Score Notice** option next to item you wish to reprint



The screenshot shows the 'Exam Results' section for a Virginia Cosmetology Practical exam. It displays the score (87.00% PASS) and exam date (02/03/2014). A blue button contains the following options: RECREATE SCORE, EMAIL SCORE TO CANDIDATE, PRINT SCORE NOTICE, and CHANGE SCHOOL.

- Click **Reprint** option next to item you wish to print



The screenshot shows the 'Receipts' section with two entries. The first entry is an invoice for Virginia Board of Barbers and Cosmetologists dated 03/12/2013 for \$155.00, with a 'REPRINT' button. The second entry is a check for Virginia Board of Barbers and Cosmetologists dated 03/26/2013 for \$155.00, also with a 'REPRINT' button.

## Examination Rescheduling

If you have missed or failed an examination, you may reschedule online with a credit card by logging into your Homepage.



- In order to reschedule your theory examination, click **Theory Reschedule** under the Active Applications box.

**Active Applications.**

Virginia  
Cosmetology & Barbering, Cosmetology  
[ADD STATE APP#](#)  
Valor Act: [EDIT](#)  
[ADD LICENSE NUMBER](#)  
[ADD LIC. EXP DATE](#)  
App Expires: 02/28/2017 [EDIT](#)  
[Print New App Label](#)  
Applied: 12/26/2013

**Application Approval Requirements [ADD](#)**

- [Coordinator Review](#)
- [Personal Photo](#)
- [Training & Experience Form](#)
- [Examination Site Agreement](#)
- [PCS Waiver](#)
- [ALL FORMS ARE CURRENT](#)
- [Check School Expiration Date](#)
- [Final Review](#)

 [CLOSE APPLICATION](#)  
 [RESCHEDULE THEORY](#)

## Application Approval Process

Once your online application has been completed and **payment has been made**, a system generated email will be sent to your email to confirm completion of your application. This does not mean your application has been approved, but rather that you have completed the on-line application successfully. PCS will then review your application and enter any requirements which may be pending, no later than three business days after completion of your application. *If documents are submitted/uploaded after the online application has been completed, PCS will enter those as received no later than three business days of receipt.*

- If PCS receives an application or a required document which is incomplete or completed incorrectly, PCS will notify you via email and your file will remain pending until all necessary information has been received.

## Examination Notification

Once your application has been approved, PCS will forward the following notifications via e-mail.

1. A Theory Authorization to Test (ATT) letter will be sent via email within one business day.

**!** If you do not receive any emails within the time frame listed above, it is **your responsibility** to check your PCS account and reprint this information. If you are unable to access your account, it is **your responsibility** to contact PCS at (888) 822-3272.

## Examination Scheduling

### Theory Examination Scheduling

Upon receipt of your ATT letter, you may request to take the theory examination by logging onto the Prometric website at [www.prometric.com](http://www.prometric.com). Select **SCHEDULE MY TEST** and follow the prompts given for each screen. You will need to enter your eligibility number (identified as *Candidate ID#* on your ATT) listed on your letter. You can also contact Prometric's Toll-Free Telephone Support at (800)895-3926.

### Theory Examination Rescheduling Policy

You may reschedule your theory examination without forfeiting your fee by contacting Prometric **at least 5 business days** prior to your scheduled date. Fees will be forfeited if you attempt to reschedule in four or less days prior to your scheduled examination. You can call Prometric's automatic system at (800)895-3926 using a touch-tone phone (24 hours a day) to cancel or reschedule your examination.

## Inclement Weather Policy

In the event of inclement weather or similar emergency, a scheduled examination may be canceled or delayed. However, this decision is made only in rare instances and at the discretion of PCS and/or Prometric. If a test center is open for testing, and the location you will be driving from is hazardous, please contact PCS immediately in order to not forfeit your fees. If you have reason to question whether or not a center will be closed due to an emergency, please call PCS, or check both the PCS and Prometric web sites for inquiries regarding the closure of any sites for the theory examination.

## Examination Day Requirements

### What do I need to take with me to the examination?

- Admission Notice (practical) or ATT Letter (theory) (printed and/or via electronically on your phone is acceptable).
- Two (2) forms of identification – one form must be a government issued photo ID (see below)

**!** If you fail to present these items, you will not be permitted to test and a rescheduling fee will be required. **NO EXCEPTIONS**

### Acceptable Forms of Identification

Both forms of Identification must be listed under the name which you applied.

**Primary ID** (current, non-expired Government Issued ID) Photo copies will not be accepted

- State issued Driver's License
- State issued Identification Card
- US Government issued Passport
- US Government issued Military Identification Card
- US Government issued Alien Registration Card

**Secondary ID** (signature, non-expired) Photo copies will not be accepted

- Social Security Card
- US issued Birth Certificate
- An alternate form of Primary ID (i.e. if you have a Driver's License, you can bring your US Passport as a Secondary ID)

**!** Student ID and employment ID are NOT acceptable forms of Identification.

**!** If you fail to bring proper identification or your names do not match, you will not be permitted to test and a rescheduling fee will be required. **NO EXCEPTIONS**

## Arrival

**!** You must arrive at the test center at least thirty (30) minutes prior to the time that is on your ATT. If you arrive later, you will not be permitted to test and a rescheduling fee will be required.

## General Examination Policies

### Security Policy

Suspected security breaches during either the theory or practical test administrations, such as an act of impersonation, creating a disturbance, giving or receiving unauthorized information or aiding other candidates, attempting to remove test information by any means, possessing prohibited materials or sharing supplies may be sufficient cause to dismiss you from the examination site or to invalidate or cancel your scores. Suspected breaches may be identified by observation or suspicion by the test center staff, or may be evidenced by subsequent statistical analysis of examination materials. PCS reserves the right to investigate each incident of misconduct and your actions will be reported directly to the Board and to NIC. The Board will make all final decisions on examination score invalidations or cancellations.

**No visitors, guests or children are allowed in the test center.**

### Copyrighted Examination Questions

All test questions are the express copyrighted property of NIC. It is forbidden under federal copyright law to copy, reproduce, record, distribute or display these test questions by any means, in whole or in part. Doing so may subject you to severe civil and criminal penalties, including prison incarceration and/or fined up to \$250,000 for criminal violations.

### Prohibited Items

No food, beverages, purses, notebooks, magazines, backpacks, briefcases, hats, caps, reference books or electronic devices such as cameras, computers or computerized devices, iPods, radios, recording devices, portable fax machines, cellular telephones, calculator watches, reproduction equipment is allowed. Smoking or the use of tobacco are strictly prohibited in the examination room. Failure to comply with any of these conditions will result in you being dismissed immediately, and your actions reported to the proper authorities. PCS is not responsible for **any** personal items brought to the examination site.

### Environmental Distracters

Although every attempt is made to provide a quiet and comfortable test environment, noise and room temperature may be an unforeseen and unavoidable distracter. It is suggested that you wear the type of clothing that would allow you to adapt to a cooler or warmer climate at the testing site.



## Examination Results

### Score Notices

An **official** score notice will be emailed to you at least 10 business days after your examination date. *An **unofficial** pass or fail notice will be provided to you by Prometric after you take the theory examination.* If you do not receive your score within this time frame, you may print a score notice by logging into your PCS account.

### State Score Requirements

The minimum score required to pass the theory examination is 75. If you fail an examination, PCS will provide a strengths and weakness report (located at bottom of score notice) and information on how to re-apply online. Once you pass both the theory and practical examination, you will receive a *Notice of Completion*.

### State Score Requirements

Once all required examinations have been passed, a final review of your application will be performed in order to ensure that all eligibility documents are complete before your materials are sent to the Virginia Department of Professional and Occupational Regulation (DPOR) for the issuance of a permanent license.

In Virginia, you must take and pass the theory examination within one year of initial examination date. Failure to accomplish this will result in your having to start over as a first-time candidate. In addition, if after application is made and you take longer than one year to attempt to schedule any examination, you will forfeit all fees and be required to apply as a first-time candidate, even if your application was approved the first time you applied.

## Change of Information

### Directions

Complete the *Change of Information Form*, which can be downloaded in the *Forms* section of the Virginia Cosmetology page on PCS' website, [www.pcshq.com](http://www.pcshq.com). All applicable areas of this form should be completed in order for PCS to properly locate and update your account.

*If you need to update your name, you must provide a copy of your marriage certificate, divorce decree or other court documentation that confirms your name change.*

Please upload this document and any other documentation to your account or you can mail to PCS at the address on page 2.

## Formal Complaints

### Directions

If you have a complaint regarding any aspect of the application and examination process, you must submit a formal written complaint. Complaints regarding examinations must be mailed or emailed to PCS within 10 days from the date of the event warranting the complaint. Written complaints must include the following information:

- First and Last Name
- Last four digits of Social Security Number
- State in which you are applying for a license
- Examination Date & Location if applicable
- Details of complaint

### Send Complaint to:

Professional Credential Services, Inc.  
Attn: Virginia Coordinator / COMPLAINT  
P.O. Box 198768  
Nashville, Tennessee 37219-8768

### Complaint Review Process

Upon receipt of your complaint, PCS will thoroughly review all necessary information. A reply will be sent to you within 5-7 business days.

## **Examination Guidelines**

Please see the attached NIC Candidate Information Bulletin for details on what you will be tested on for your theory examination and references used for the examination.

### **Theory Examination**

The Master Permanent Cosmetic Tattooing NIC Theory Examination includes Virginia State Laws and Regulations.

10 Virginia State questions are included within the Virginia NIC Theory Examination.

The reference for these questions are found in the Virginia Board for Barbers & Cosmetology Regulations, 18 VAC 41-20, February 1, 2017

<http://www.dpor.virginia.gov/Boards/BarberCosmo/>. Click on the “Laws and Regulations” tab.

Best wishes on passing your examinations and a successful career in your chosen profession!



NATIONAL ADVANCED PRACTICE MICROPIGMENTATION  
WRITTEN EXAMINATION

CANDIDATE INFORMATION BULLETIN

Please visit [www.nictesting.org](http://www.nictesting.org) for the most current bulletin prior to testing.

The National Advanced Practice Micropigmentation examination is the national licensure examination for AP Micropigmentation, which is developed and administered by the National-Interstate Council of State Boards of Cosmetology (NIC). This Candidate Information Bulletin includes the content outline covered by the NIC National Advanced Practice Micropigmentation examination, sample questions and answers. The time allowed for the Advanced Practice Micropigmentation written examination is 90 minutes.

**SCIENTIFIC  
CONCEPTS  
40%**

**Knowledge of Infection Control**

- ◇ Pathology and Microbiology
  - Bacteria
  - Virus
  - Fungi
  - Parasites
- ◇ Prevention of cross contamination and disease transmission procedures
  - Levels of infection control
  - Personal immunization
  - OSHA bloodborne Pathogen Standards and Universal precautions

**Knowledge of the Structure of the Skin**

- ◇ Epidermis
- ◇ Dermis
- ◇ Subcutaneous layer

**Knowledge of the Structure of Various Tissue**

- ◇ Mucosal ( i.e., lip and eye )
- ◇ Scar
- ◇ Breast

**Knowledge of Human Physiology/Anatomy**

- ◇ Nervous system
- ◇ Vascular system
  - Blood
  - Lymph
- ◇ Muscles of the head and face
- ◇ Glands of the eye

**Knowledge and Recognition of Disorders, Anomalies, and Diseases of the Skin**

**Knowledge of Safe Use and Storage of Equipment and Supplies**

- ◇ Documentation
  - Material Safety Data Sheets
  - Manufacturer's instructions
  - Exposure control plans
- ◇ Single-use supplies

◇ Work area setup  
**Knowledge of Storage and Care of Pigment**

- ◇ Expiration
- ◇ Mixing
- ◇ Rehydration

**MICROPIGMENTATION  
PROCEDURES  
55%**

**Knowledge of Client Communication and Documentation**

- ◇ Record keeping and documentation
  - Client history and record
  - Informed consent
  - Photo documentation
  - Supply and equipment documentation
  - Post care instructions
- ◇ Client consultation
  - Procedure and expectations
  - Skin typing/classification
  - Contraindications
  - Allergies

**Knowledge of Skin Preparation**

- ◇ Selection of appropriate antiseptic
- ◇ Specific preparation for eye and lip procedures
- ◇ Topical anesthetic

**Knowledge of Color Theory and Correction**

- ◇ Pigment and skin undertone
- ◇ Titanium dioxide
- ◇ Organic and inorganic
- ◇ Ink vs. pigment
- ◇ Methods of pigment lightening
- ◇ Characteristics of pigment

**Knowledge of Pre-application Procedure for Client Approval**

- ◇ Design, pattern, or shape on client
  - Measurement
  - Symmetry
- ◇ Appropriate materials
- ◇ Color selection

**Knowledge of Micropigmentation Application Procedures and Equipment**

- ◇ Needle selection
- ◇ Lining
- ◇ Shading
- ◇ Long term maintenance (e.g. laser)
- ◇ Repigmentation

**SIDE EFFECTS AND POSSIBLE COMPLICATIONS OF TREATMENT  
5%**

**Knowledge of Side Effects and Possible Complications of Treatment**

**SAMPLE QUESTIONS**

The following sample questions are similar to those on the NIC AP Micropigmentation Written Examination. Each question is followed by four answer choices. Only one choice is correct. Correct answers are listed following the sample questions.

1. Cross contamination is greatly reduced by
  - a. receiving immunizations.
  - b. practicing asepsis.
  - c. using an aerosol disinfectant.
  - d. using barrier film and gloves.
2. While working with clients, what is one of the **most** important hazards for a technician?
  - a. Mold
  - b. Fungus
  - c. Airborne pathogens
  - d. Bloodborne pathogens
3. Implanting pigment within the deeper reticular dermis will cause
  - a. graying.
  - b. bluing.
  - c. melanin.
  - d. keratin.

**ADVANCED PRACTICE  
MICROPIGMENTATION  
REFERENCES**

4. To understand color theory as it applies to micropigmentation, the technician must
  - a. know pigmentation formulations.
  - b. understand the color will appear softer.
  - c. work in florescent light.
  - d. have knowledge of pigment and skin tone.
5. Scars that usually respond well to repigmentation are
  - a. vitiligo.
  - b. pale and flat.
  - c. hypertrophic.
  - d. keloid.
6. What is the palpebral?
  - a. The inner canthus of the eye
  - b. A fold of skin over the eye
  - c. A mucous membrane
  - d. The tear duct
7. Verruca is the technical term for
  - a. mole.
  - b. cyst.
  - c. skin tag.
  - d. wart.
8. What is the main reason for keeping formula records when mixing colors?
  - a. Insurance purposes
  - b. Future appointments
  - c. Physicians records
  - d. Manufacturer's requirements
9. A physical disorder from hypersensitivity to substances is known as
  - a. an immunity.
  - b. an allergy.
  - c. a disease.
  - d. a migration.
10. In order to make a design line stay longer, clean the client's skin with
  - a. petroleum jelly.
  - b. green soap.
  - c. alcohol.
  - d. baby wipes.

*Milady's Aesthetician Series  
Permanent Makeup: Tips and Techniques-  
Pamela Hill Ed, 2007*  
Milady  
5 Maxwell Drive  
Clifton Park, NY 12065  
(800) 347-7707  
[www.Milady.com](http://www.Milady.com)

*Milady's Standard Comprehensive Training  
for Estheticians Ed, 2003*  
Milady  
5 Maxwell Drive  
Clifton Park, NY 12065  
(800) 347-7707  
[www.Milady.com](http://www.Milady.com)

*Salon Fundamentals, Cosmetology, 2006*  
Pivot Point International, Inc.  
Evanston, IL 60201  
(800) 886-4247  
[www.pivot-point.com](http://www.pivot-point.com)

*Milady's Standard Cosmetology, 2008*  
Milady  
5 Maxwell Drive  
Clifton Park, NY 12065  
(800) 347-7707  
[www.Milady.com](http://www.Milady.com)

*Fundamentals of Permanent Cosmetics, Ed,  
2003, 2004, 2005*  
Permanent Cosmetic Instructors Associates  
P.O. Box 453  
Tehachapi, California 93561  
(661) 822-1508  
[permanentcosmeticsinstructorsassoc.com](http://permanentcosmeticsinstructorsassoc.com)

Society of Permanent Cosmetic Professionals  
*-Medical Issues 2003, 2004, 2005*  
*-Fundamentals of Permanent Cosmetics 2007*  
*-From the Dirt to the Skin 2007*  
*Elizabeth Finch-Howell*  
*-Color Information 1999*  
*-Permanent Cosmetics Equipment Manual  
1999*  
*-Ten Year Journal 2002*  
69 North Broadway  
Des Plaines, IL 60016  
Phone: 847-635-1330  
[www.spcp.org](http://www.spcp.org)

*Permanent Makeup and Reconstructive  
Tattooing, 2003*  
Eleonora Habnit, Anne Marie Glasheen  
4880 Lower Valley Rd.  
Atglen, PA 19310  
610-593-1777  
[www.schifferbooks.com](http://www.schifferbooks.com)

*Mosby's Medical Dictionary  
Ed, 2006*  
[www.us.elsevierhealth.com](http://www.us.elsevierhealth.com)

*Breast Book, Ed, 2004*  
Pat Pavik  
*Permanent Eyes, Inc.*  
[permanentcosmeticsinstructors.org](http://permanentcosmeticsinstructors.org)

*Permanent Cosmetology Resource  
Manual*  
Connie Lord  
[permanentcosmeticsinstructors.org](http://permanentcosmeticsinstructors.org)

*Disease and the Safe Work Place for  
Permanent Cosmetics*  
[www.cosmeticspermanent.net](http://www.cosmeticspermanent.net)

*Advanced Professional Skin Care, Ed, 2005*  
Peter T. Pugliese, MD

*Cosmetic Tattoo Ed, 2006*  
Val Glover

*Micropigmentation: State of the Art  
Ed, 2003*  
Charles Zuerling, MD

[www.osha.gov](http://www.osha.gov)

NIC Infection Control and Safety  
Standards  
Adopted 1998: Revised October 2002,  
Revised August 2014  
National-Interstate Council of State Boards  
of Cosmetology  
[http://nictesting.org/memberinfo/NIC\\_Health\\_Safety\\_Standards- Aug 2014.pdf](http://nictesting.org/memberinfo/NIC_Health_Safety_Standards- Aug 2014.pdf)

**Answers**

- |      |      |       |
|------|------|-------|
| 1. d | 5. b | 9. b  |
| 2. d | 6. b | 10. c |
| 3. b | 7. d |       |
| 4. d | 8. b |       |

## **COSMETOLOGY & HAIR DESIGN**

### **REFERENCES**

*Milady Standard Cosmetology*

2016

Milady

[www.miladypro.com](http://www.miladypro.com)

Customer Service: [info@milady.com](mailto:info@milady.com)

800.998.7498 ext. 2700

*Today's Class: Cosmetology 1, Cosmetology, 2, Basic Esthetics 1 & 2, Nail Technician*

2016

Melior, Inc.

<https://www.todaysclass.com/index.html>

877-224-0435

*Salon Fundamentals Cosmetology*

2014, 3<sup>rd</sup> Edition, 1<sup>st</sup> Printing. September 2014

Pivot Point International, Inc.

[www.pivot-point.com](http://www.pivot-point.com)

Contact: Debbie Mack, [dmack@pivotpoint.com](mailto:dmack@pivotpoint.com)

800-886-4247

*Cosmetology Career Concepts*

CLIC International

2014

Pottsville, PA 17901

### **SUPPLEMENTAL REFERENCES**

*Milady Standard Cosmetology*

2012

Milady

[www.miladypro.com](http://www.miladypro.com)

Customer Service: [info@milady.com](mailto:info@milady.com)

800.998.7498 ext. 2700

*Salon Fundamentals Cosmetology*

2013, 2<sup>nd</sup> Edition, 8<sup>th</sup> printing, December 2013

Pivot Point International, Inc.

[www.pivot-point.com](http://www.pivot-point.com)

Contact: Debbie Mack, [dmack@pivotpoint.com](mailto:dmack@pivotpoint.com)

800-886-4247

## **BARBERING (BARBER STYLING, BARBER, BARBER 1)**

### **REFERENCES**

*Milady's Standard Professional Barbering*  
2011, 5<sup>th</sup> Edition  
Milady  
[www.miladypro.com](http://www.miladypro.com)  
Customer Service: [info@milady.com](mailto:info@milady.com)  
800.998.7498 ext. 2700

### **SUPPLEMENTAL REFERENCES**

*Milady's Standard Professional Barbering*  
2006  
Milady  
[www.miladypro.com](http://www.miladypro.com)  
Customer Service: [info@milady.com](mailto:info@milady.com)  
800.998.7498 ext. 2700

## **BODY PIERCING**

### **REFERENCES**

*APP Procedure Manual*  
2013 Edition  
Association of Professional Piercers  
[safepiercing.org](http://safepiercing.org)  
Customer Service: [info@safepiercing.org](mailto:info@safepiercing.org)  
1.888.888.1277

*Milady's Standard Esthetics: Fundamentals*  
2013, 11<sup>th</sup> Edition  
Milady  
[www.miladypro.com](http://www.miladypro.com)  
Customer Service: [info@milady.com](mailto:info@milady.com)  
800.998.7498 ext. 2700

The Piercing Bible  
March 2009  
Elayne Angel  
<http://piercingbible.com/>

## **ELECTROLOGY**

### **REFERENCES**

*Milady's Hair Removal Techniques: A Comprehensive Manual*  
2004

Milady

[www.miladypro.com](http://www.miladypro.com)

Customer Service: [info@milady.com](mailto:info@milady.com)

800.998.7498 ext. 2700

*Salon Fundamentals Esthetics*

2013, 2<sup>nd</sup> Edition, 11<sup>th</sup> printing, 2<sup>nd</sup> Edition, August 2013

Pivot Point International, Inc.

[www.pivot-point.com](http://www.pivot-point.com)

Contact: Debbie Mack, [dmack@pivotpoint.com](mailto:dmack@pivotpoint.com)

800-886-4247

### **SUPPLEMENTAL REFERENCES**

*Milady's Standard Esthetics: Fundamentals*

2009, 10<sup>th</sup> Edition

Milady

[www.miladypro.com](http://www.miladypro.com)

Customer Service: [info@milady.com](mailto:info@milady.com)

800.998.7498 ext. 2700

*Salon Fundamentals Esthetics – A Resource for Your Skin Care Career*

2007, 10<sup>th</sup> printing, 2<sup>nd</sup> Edition, September 2012

Pivot Point International, Inc.

[www.pivot-point.com](http://www.pivot-point.com)

Contact: Debbie Mack, [dmack@pivotpoint.com](mailto:dmack@pivotpoint.com)

800-886-4247

## **ESTHETICS**

### **REFERENCES**

*Milady's Standard Esthetics: Fundamentals*

2013, 11<sup>th</sup> Edition

Milady

[www.miladypro.com](http://www.miladypro.com)

Customer Service: [info@milady.com](mailto:info@milady.com)

800.998.7498 ext. 2700

*Salon Fundamentals Esthetics*

2013, 2<sup>nd</sup> Edition, 11<sup>th</sup> printing, 2<sup>nd</sup> Edition, August 2013

Pivot Point International, Inc.

[www.pivot-point.com](http://www.pivot-point.com)

Contact: Debbie Mack, [dmack@pivotpoint.com](mailto:dmack@pivotpoint.com)

800-886-4247



## **SUPPLEMENTAL REFERENCES**

*Milady's Standard Esthetics: Fundamentals*

2009, 10<sup>th</sup> Edition

Milady

[www.miladypro.com](http://www.miladypro.com)

Customer Service: [info@milady.com](mailto:info@milady.com)

800.998.7498 ext. 2700

*Salon Fundamentals Esthetics – A Resource for Your Skin Care Career*

2007, 10<sup>th</sup> printing, 2<sup>nd</sup> Edition, September 2012

Pivot Point International, Inc.

[www.pivot-point.com](http://www.pivot-point.com)

Contact: Debbie Mack, [dmack@pivotpoint.com](mailto:dmack@pivotpoint.com)

800-886-4247

## **ESTHETICS-ADVANCED PRACTICE (AP)**

### **REFERENCES**

*Milady Standard Esthetics: Advanced*

2013 2<sup>nd</sup> edition

Milady

[www.miladypro.com](http://www.miladypro.com)

Customer Service: [info@milady.com](mailto:info@milady.com)

800.998.7498 ext. 2700

*Skin Care: Beyond the Basics*

2012, 4<sup>th</sup> Edition

Mark Lees

Milady

[www.miladypro.com](http://www.miladypro.com)

Customer Service: [info@milady.com](mailto:info@milady.com)

800.998.7498 ext. 2700

### **SUPPLEMENTAL REFERENCES**

*Milady's Standard Esthetics: Fundamentals*

2013, 11<sup>th</sup> Edition

Milady

[www.miladypro.com](http://www.miladypro.com)

Customer Service: [info@milady.com](mailto:info@milady.com)

800.998.7498 ext. 2700

## **INSTRUCTOR**

### **REFERENCES**

*McKeachie's Teaching Tips: Strategies, Research,  
and Theory for College and University Teachers*

2014, 14<sup>th</sup> Edition

Milady

[www.miladypro.com](http://www.miladypro.com)

Customer Service: [info@milady.com](mailto:info@milady.com)

800.998.7498 ext. 2700

*Mindful Teaching Pro eBook 101.1 – 701.6*

2013

Pivot Point International, Inc.

[www.pivot-point.com](http://www.pivot-point.com)

Contact: Debbie Mack, [dmack@pivotpoint.com](mailto:dmack@pivotpoint.com)

800-886-4247

### **SUPPLEMENTAL REFERENCES**

*Milady's Master Educator*

*Student Course Book*

2014, 3<sup>rd</sup> Edition

Milady

[www.miladypro.com](http://www.miladypro.com)

Customer Service: [info@milady.com](mailto:info@milady.com)

*McKeachie's Teaching Tips: Strategies, Research,  
and Theory for College and University Teachers*

2011, 13<sup>th</sup> Edition

Milady

[www.miladypro.com](http://www.miladypro.com)

Customer Service: [info@milady.com](mailto:info@milady.com)

## **MANAGER**

### **REFERENCES**

*Successful Salon & Spa Management*

2012, 6<sup>th</sup> Edition

Milady

[www.miladypro.com](http://www.miladypro.com)

Customer Service: [info@milady.com](mailto:info@milady.com)

800.998.7498 ext. 2700

### **SUPPLEMENTAL REFERENCES**

*Milady Standard Cosmetology*

2016

Milady

[www.miladypro.com](http://www.miladypro.com)

Customer Service: [info@milady.com](mailto:info@milady.com)  
800.998.7498 ext. 2700

*Salon Fundamentals Cosmetology*  
2014, 3<sup>rd</sup> Edition, 1<sup>st</sup> Printing. September 2014  
Pivot Point International, Inc.

[www.pivot-point.com](http://www.pivot-point.com)  
Contact: Debbie Mack, [dmack@pivotpoint.com](mailto:dmack@pivotpoint.com)  
800-886-4247

*Cosmetology Career Concepts*  
CLIC International  
2014  
Pottsville, PA 17901

## **NAIL TECHNOLOGY**

### **REFERENCES**

*Today's Class: Nail Technician*  
2016  
Melior, Inc.  
<https://www.todaysclass.com/index.html>  
877-224-0435

*Milady's Standard Nail Technology*  
2015, 7<sup>th</sup> Edition  
Milady  
[www.miladypro.com](http://www.miladypro.com)  
Customer Service: [info@milady.com](mailto:info@milady.com)  
800.998.7498 ext. 2700

*Salon Fundamentals Nails*  
2013, 1<sup>st</sup> Edition, 10<sup>th</sup> printing, June 2013  
Pivot Point International, Inc.  
[www.pivot-point.com](http://www.pivot-point.com)  
Contact: Debbie Mack, [dmack@pivotpoint.com](mailto:dmack@pivotpoint.com)  
800-886-4247

*Nails – Exhibits of Art*  
2007, 2.1 Edition  
CLIC International  
2014  
Pottsville, PA 17901

### **SUPPLEMENTAL REFERENCES**

*Milady's Standard Nail Technology*  
2011, 6<sup>th</sup> Edition  
Milady  
[www.miladypro.com](http://www.miladypro.com)  
Customer Service: [info@milady.com](mailto:info@milady.com)

800.998.7498 ext. 2700

*Salon Fundamentals Nails*

2011, 1<sup>st</sup> Edition, 7<sup>th</sup> Printing, October 2011

Pivot Point International, Inc.

[www.pivot-point.com](http://www.pivot-point.com)

Contact: Debbie Mack, [dmack@pivotpoint.com](mailto:dmack@pivotpoint.com)

800-886-4247

*Nails – Exhibits of Art*

2007, 1<sup>st</sup> Edition

Author: Randy Rick

CLIC International

2014

Pottsville, PA 17901

## **NATURAL HAIR STYLING**

### **REFERENCES**

*Milady Standard Natural Hair Care and Braiding*

2014

Milady

[www.miladypro.com](http://www.miladypro.com)

Customer Service: [info@milady.com](mailto:info@milady.com)

800.998.7498 ext. 2700

### **SUPPLEMENTAL REFERENCES**

*Milady Standard Cosmetology*

2016

Milady

[www.miladypro.com](http://www.miladypro.com)

Customer Service: [info@milady.com](mailto:info@milady.com)

800.998.7498 ext. 2700

*Salon Fundamentals Cosmetology*

2014, 3<sup>rd</sup> Edition, 1<sup>st</sup> Printing. September 2014

Pivot Point International, Inc.

[www.pivot-point.com](http://www.pivot-point.com)

Contact: Debbie Mack, [dmack@pivotpoint.com](mailto:dmack@pivotpoint.com)

800-886-4247

*Cosmetology Career Concepts*

CLIC International

2014

Pottsville, PA 17901

## **TATTOOING**

### **REFERENCES**

*APP Procedure Manual*

2013 Edition

Association of Professional Piercers

[safepiercing.org](http://safepiercing.org)

Customer Service: [info@safepiercing.org](mailto:info@safepiercing.org)

1.888.888.1277

*Milady's Standard Esthetics: Fundamentals*

2013, 11<sup>th</sup> Edition

Milady

[www.miladypro.com](http://www.miladypro.com)

Customer Service: [info@milady.com](mailto:info@milady.com)

800.998.7498 ext. 2700

## **WAX TECHNOLOGY (CURRENT) & HAIR REMOVAL TECHNOLOGY (NEW)**

### **REFERENCES**

*Milady's Standard Esthetics: Fundamentals*

2013, 11<sup>th</sup> Edition

Milady

[www.miladypro.com](http://www.miladypro.com)

Customer Service: [info@milady.com](mailto:info@milady.com)

800.998.7498 ext. 2700

*Salon Fundamentals Esthetics*

2013, 2<sup>nd</sup> Edition, 11<sup>th</sup> printing, 2<sup>nd</sup> Edition, August 2013

Pivot Point International, Inc.

[www.pivot-point.com](http://www.pivot-point.com)

Contact: Debbie Mack, [dmack@pivotpoint.com](mailto:dmack@pivotpoint.com)

800-886-4247

*Milady Standard Esthetics: Advanced*

2013 2<sup>nd</sup> edition

Milady

[www.miladypro.com](http://www.miladypro.com)

Customer Service: [info@milady.com](mailto:info@milady.com)

800.998.7498 ext. 2700

### **SUPPLEMENTAL REFERENCES**

*Milady's Standard Esthetics: Fundamentals*

2009, 10<sup>th</sup> Edition

Milady

[www.miladypro.com](http://www.miladypro.com)

Customer Service: [info@milady.com](mailto:info@milady.com)

800.998.7498 ext. 2700

*Salon Fundamentals Esthetics – A Resource for Your Skin Care Career*

2007, 10<sup>th</sup> printing, 2<sup>nd</sup> Edition, September 2012

Pivot Point International, Inc.

[www.pivot-point.com](http://www.pivot-point.com)

Contact: Debbie Mack, [dmack@pivotpoint.com](mailto:dmack@pivotpoint.com)

800-886-4247

*Milady's Hair Removal Techniques: A Comprehensive Manual*

2004

Milady

[www.miladypro.com](http://www.miladypro.com)

Customer Service: [info@milady.com](mailto:info@milady.com)

800.998.7498 ext. 2700

# **NIC INFECTION CONTROL AND SAFETY STANDARDS**

## **DISINFECTION**

~Prior to use on any client, all non-porous tools and implements or multi-use items must be cleaned **AND** disinfected. Items must be cleaned with soap and warm water or a chemical cleaner. The items must then be disinfected by complete immersion in an EPA registered, bactericidal, virucidal, fungicidal (*Formulated for Hospitals*) disinfectant that is mixed and used according to the manufacturer's directions. When allowed by state rule/law, disinfectant sprays **OR** wipes that are bactericidal, virucidal and fungicidal are acceptable forms of disinfection following proper cleaning of the item.

**Note:** Porous items are considered to be single use items and can **NOT** be disinfected. These items are single use and are to be disposed of in the trash immediately after use.

~Tools, implements, and multi-use items **MUST** stay immersed or visibly moist with disinfectant for the entire contact time listed on the manufacturer's label to be effective.

~All disinfectant solutions must be mixed and changed per the manufacturer's instructions.

## **HAND WASHING**

~Thoroughly wash hands and the exposed portions of arms with soap and water before providing services to each client and anytime hands become contaminated.

## **NAIL TECHNOLOGY**

~Liquid Monomer containing Methyl Methacrylate (MMA) is prohibited for use during NIC National practical examinations.

~Due to the testing environment, NIC requires low odor/odorless nail products be used during the NIC National practical examinations.

## **NIC Blood Exposure Procedure**

The following guidelines should be used if a blood exposure should occur during a service:

### **Who is bleeding?**

#### **Client**

1. Stop Service.
2. Put gloves on.
3. If appropriate, assist client to sink and rinse the injured area under running water.
4. Pat dry with a new, clean, disposable towel.
5. Offer/apply antiseptic & adhesive bandage.
6. Place all single use items in a bag and place in a trash receptacle.
7. Remove all implements from station and properly clean and disinfect.
8. Clean and disinfect work area.
9. Remove and dispose of gloves.
10. Wash hands.
11. Return to service.

#### **Licensee**

1. Stop Service.
2. Explain the situation and excuse yourself from the service.
3. If appropriate, rinse injured area under running water.
4. Pat dry with a new, clean, disposable towel.
5. Apply antiseptic & adhesive bandage.
6. Put gloves on.
7. Place all single use items in a bag and place in a trash receptacle.
8. Remove all implements from the work area and properly clean and disinfect.
9. Clean & disinfect work area.
10. Remove and dispose of gloves.
11. Wash hands.
12. If necessary cover injured area with a protective finger cot or new glove.
13. Return to service.