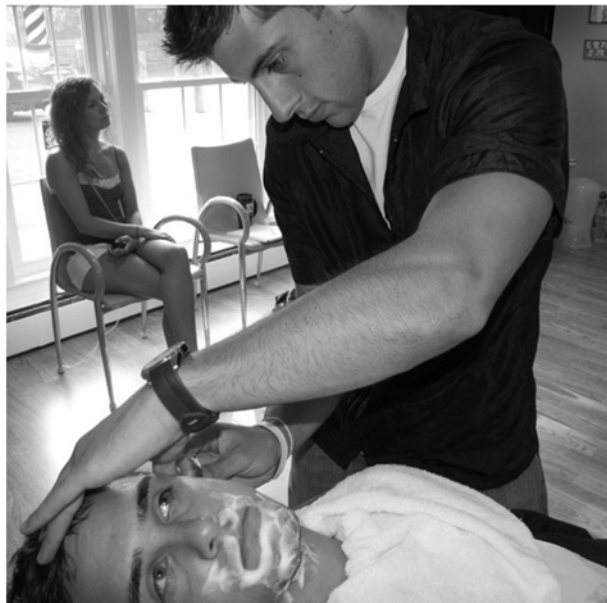


P R O F E S S I O N A L
CRE  **ENTIAL**
S E R V I C E S , I N C .



New Mexico

BOARD OF BARBERS and COSMETOLOGISTS

Barber

Candidate Handbook

September 2014

Quick Reference

STEP ONE: COMPLETE ONLINE APPLICATION

- Read Candidate Handbook
- Submit required documents to PCS

STEP TWO: TAKE EXAMINATIONS

- Schedule Theory Examination with PSI
- Take Practical Examination on date scheduled with PCS

CONTACT INFORMATION

Professional Credential Services (PCS)

Regular Mailing Address

Attn: New Mexico Coordinator
P.O. Box 198768
Nashville, Tennessee 37219-8768

Courier Mailing Address

Attn: New Mexico Coordinator
150 Fourth Avenue North
Suite 800
Nashville, Tennessee 37219

Customer Service: (888) 822-3272

Email: nmcos@pcshq.com

Website: <http://www.pcshq.com>

PSI Exams

Scheduling: (800) 733-9267

Fax: (702) 932-2666

Website: www.candidate.psiexams.com

New Mexico Regulation and Licensing Department of Barbers and Cosmetologists

Regular Mailing Address

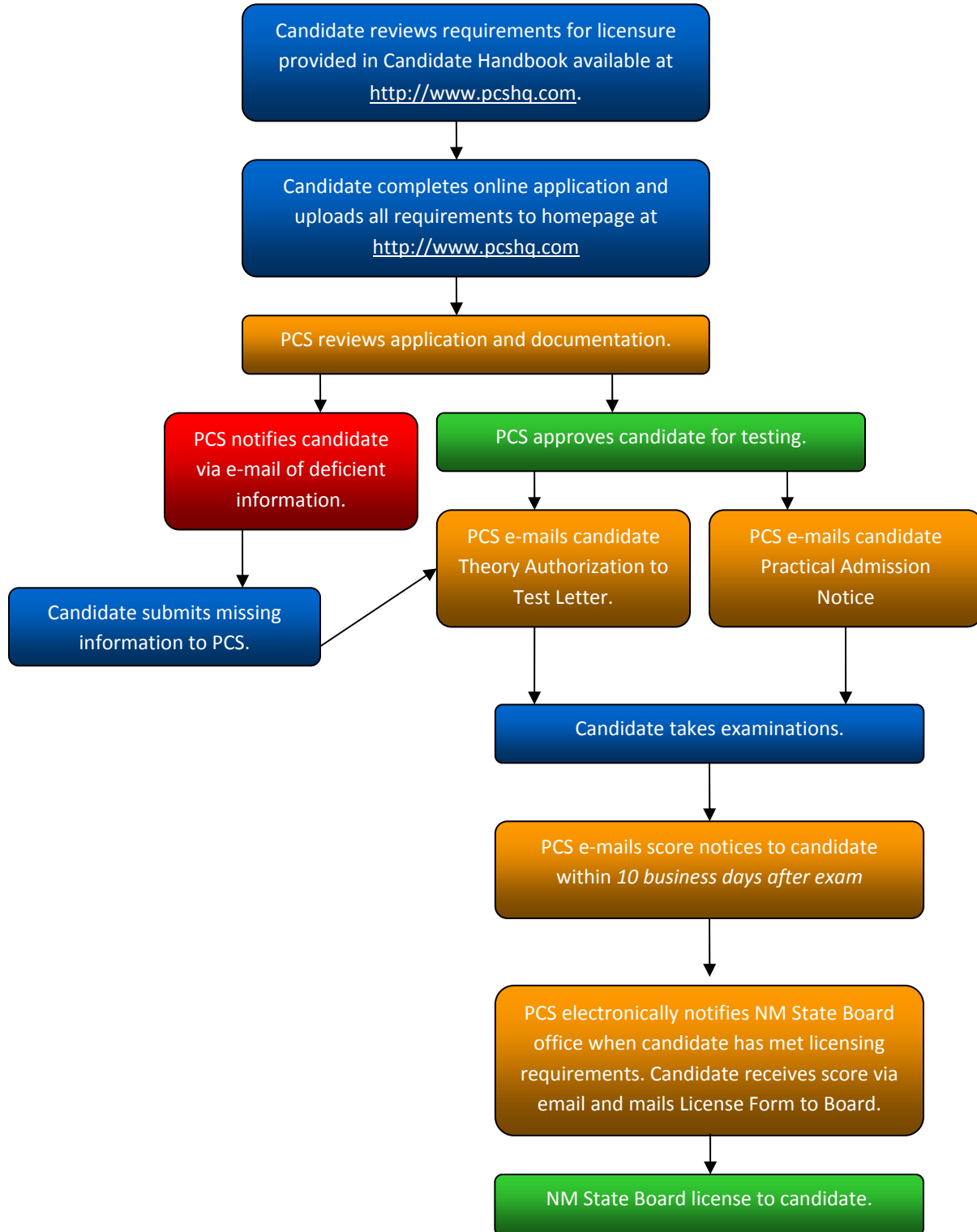
2550 Cerrillos Road, Second Floor
P.O. Box 25101
Santa Fe, New Mexico 87504

Telephone: (505) 476-4690

Fax: (505) 476-4646

Website: <http://www.rld.state.nm.us/boards/Barbers-and-Cosmetolgists.aspx>

Application Process



Contents

Quick Reference	2
Application Process	3
Introduction	6
State Licensure Requirements	6
Crossover License.....	6
Examination Fees	7
Practical Examination Dates	7
Special Accommodations	8
Application Requirements	9
Reinstatement/Reciprocity.....	9
Reciprocity	9
PCS Account Set-Up	10
PCS Application	11
Logging into your Homepage.....	12
Application Status	13
Reprinting Documents	14
Examination Rescheduling.....	15
Application Approval Process	16
Examination Scheduling.....	17
Theory Examination Scheduling.....	17
Practical Examination Scheduling.....	17
Examination Day Requirements.....	18
General Examination Policies.....	19
Examination Results.....	20
Change of Information.....	21
Formal Complaints	22

National Barber Styling Written Examination..... 23

State Practical Examination Guidelines 27

Practical Examination Supplies 28

National Barber Styling Practical Examination 29

Frequently Asked Questions..... 35

Introduction

The *Candidate Handbook* is intended to help you to prepare and to understand the processes and procedures for applying for licensure and for scheduling your examination(s). The New Mexico Board of Barbers and Cosmetologists (the “Board”) is responsible for licensing and regulating the profession of Barbering in the State of New Mexico. The Board has contracted with Professional Credential Services (“PCS”) to provide administrative examination services. The Board, through PCS, will exclusively use the National-Interstate Council of State Boards of Cosmetology (“NIC”) examinations. PCS first requires that candidates submit an on-line Examination and License Application (“Application”). This is required to determine your eligibility for testing. Any questions regarding your application or eligibility should be directed to PCS. The State Board will have the final authority to approve the issuance of a license.

State Licensure Requirements

In order to receive a Master Barber license in the State of New Mexico, you must meet the following requirements:

1. Be at least 17 years of age.
2. Successfully complete a minimum of 1,200-hour course of instruction in a licensed school of barbering.
3. Successfully pass the NIC theory & practical and State Law examinations.

Crossover License

1. Hold a current New Mexico Cosmetology license.
2. Successfully complete a 50-hour course of instruction in shaving in a licensed school..
3. Successfully pass the NIC “shaving” portion of the practical examination.

Training Expiration Limit

! Pursuant to New Mexico Regulation 16.34.2.8A(2)©, all required examinations must be taken and passed within 24 months of the date training was completed. After 24 months you are required to complete a minimum of 150 hours of remedial education; upon completion, you must submit a new application to PCS along with proof of completing these additional hours. *Examination scores are only valid within 24 months of training completion date.*

Examination Fees

Fees are due at the time you submit your application to PCS. We accept Money Orders, Certified Checks, Visa, Master Card, or Discover. All fees are **non-refundable**.

Examination Type	First Time Fees	Re-Exam Fees
Barber Theory & Practical	\$ 203.00	\$ 203.00
Barber Theory	\$ 130.00	\$ 130.00
Barber Practical	\$ 73.00	\$ 73.00

Practical Examination Dates

2014

Location	Examination Date	Application Deadline
Albuquerque	1/13/2014	12/23/2013
Albuquerque	2/10/2014	1/20/2014
Albuquerque	3/10/2014	2/17/2014
Albuquerque	4/14/2014	3/24/2014
Albuquerque	5/12/2014	4/21/2014
Albuquerque	6/9/2014	5/19/2014
Albuquerque	7/14/2014	6/23/2014
Albuquerque	8/11/2014	7/21/2014
Albuquerque	9/8/2014	8/18/2014
Albuquerque	10/13/2014	9/22/2014
Albuquerque	11/10/2014	10/20/2014
Albuquerque	12/8/2014	11/17/2014

Location	Examination Date	Application Deadline
Las Cruces	1/27/2014	1/6/2014
Las Cruces	3/24/2014	3/3/2014
Las Cruces	5/19/2014	4/28/2014
Las Cruces	7/28/2014	7/7/2014
Las Cruces	9/29/2014	9/8/2014
Las Cruces	11/24/2014	11/3/2014

Location	Examination Date	Application Deadline
Farmington	6/9/2014	5/19/2014
Roswell	8/25/2014	8/4/2014

2015

Location	Examination Date	Application Deadline
Albuquerque	1/5/2015	12/15/2014
Albuquerque	2/9/2015	1/19/2015
Albuquerque	3/9/2015	2/16/2015
Albuquerque	4/20/2015	3/30/2015
Albuquerque	5/11/2015	4/20/2015
Albuquerque	6/15/2015	5/25/2015
Albuquerque	7/13/2015	6/22/2015
Albuquerque	8/10/2015	7/20/2015
Albuquerque	9/14/2015	8/24/2015
Albuquerque	10/19/2015	9/28/2015
Albuquerque	11/9/2015	10/19/2015
Albuquerque	12/14/2015	11/23/2015

Location	Examination Date	Application Deadline
Las Cruces	1/26/2015	1/5/2015
Las Cruces	3/16/2015	2/23/2015
Las Cruces	5/18/2015	4/27/2015
Las Cruces	7/20/2015	6/29/2015
Las Cruces	9/21/2015	8/31/2015
Las Cruces	11/16/2015	10/26/2015

Location	Examination Date	Application Deadline
Farmington	6/1/2015	5/11/2015
Roswell	8/24/2015	8/3/2015

Special Accommodations

If you require special accommodations under the Americans with Disabilities Act, you must submit an ADA Request Form along with supporting medical documentation. You may download a copy of this form by going to the Forms section of the New Mexico Barbering page at <http://www.pcshq.com>.

Application Requirements

Professional Training Hours

Once an online application has been completed with PCS, the following items may be uploaded to candidate's PCS Homepage.

1. A current 2x2 passport type photo. *This may be up-loaded onto your PCS Homepage.*
2. A copy of current Driver's License, Birth Certificate, Visa or Passport. *This may be up-loaded onto your PCS Homepage.*
3. A PCS Training Affidavit (must be notarized or have official school seal)
4. A New Mexico Transcript of Training (must be notarized or have official school seal)

! Should any document listed above be under a different name than the name provided on your application, legal documentation of name change (i.e. marriage certificate, divorce decree, petition for name change) must be either mailed, e-mailed to the New Mexico Coordinator, or up-loaded on your Homepage.

Reinstatement/Reciprocity

How to Reinstate an Expired License

1. If you hold a license that has been expired for less than one year, please contact the Board Office at (505) 476 4690 or visit http://www.rld.state.nm.us/boards/Barbers_and_Cosmetologists.aspx for further information.
2. If you hold a license that has been expired for more than one year but less than five years, you must complete an online application with PCS. You are required to take and pass the practical examination.
3. If you hold a license that has been expired for more than five years, you must apply to a Board approved school; submit to a scholastic evaluation to determine your training needs; and complete a minimum of 150 hours of remedial education. Upon completion of the remediation, you must apply online with PCS. You are required to take and pass both the theory and practical examinations.

Reciprocity

How to Reciprocate an Out of State License

1. If you hold a license in another state and would like to obtain a license in New Mexico, please contact the Board Office at (505) 476 4690 or visit http://www.rld.state.nm.us/boards/Barbers_and_Cosmetologists.aspx for further information.

PCS Account Set-Up

Before you are able to complete an online application with PCS, you must first become a registered user within the website. To do so, please follow the steps below.

1. Go to <http://www.pcshq.com>
2. Click **Applicants & Candidates**
3. Click **Cosmetology & Barbering**
4. Click **New Mexico**
5. Click **Barber**
6. Click **Create an Account** (First Time)
7. *Creating a PCS Account (first time users only)*; enter valid, unique e-mail address, your first and last name, date of birth, and Social Security number.
8. Enter REcaptcha information as prompted; click **Create Account**
9. Check your e-mail account for a PCS system generated e-mail.
10. Click link in e-mail to verify account information and create PCS password.
11. Click **Enable Account**

! A unique e-mail address must be provided to create a PCS Account (i.e. more than one user cannot provide the same e-mail address).

New Professional Credential Services Account

By signing up for a free account, you can access your application and licensing information.

To access your information online, please create your personal account. You MUST use a unique e-mail address for electronic communication and account verification. Please DO NOT use your school instructor's e-mail address. This account is for applicants only.

E-Mail Address

First Name

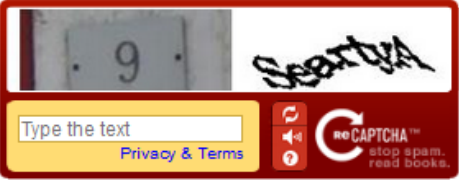
Last Name

Birth Date (m/d/yyyy)

If you have applied with Professional Credential Services before, please provide the following in order to retrieve your records.

Social Security Number

Please enter the REcaptcha information below



Type the text

Privacy & Terms

reCAPTCHA™ stop spam. read books.

PCS Application

Once you have created your PCS account, you are then ready to complete the online application. To do so, please follow the steps below.

1. Complete steps 1-5 listed above.
2. Enter e-mail address and password provided during account set-up.
3. You are now in the online application; select appropriate license type (i.e. Cosmetology).
4. Continue with online application until all required fields have been completed.
5. Choose the examinations you wish to take.
6. Select Payment Option.

! You must complete the online application using your legal name – the name which appears on your current government issued photo identification (i.e. Driver’s License).

Your Profile. Name Mr. John Douglas Doe Address 150 Fourth Avenue North Suite 800 NASHVILLE TN 37214 Phone 8888223272 SSN 222595252 Alt ID 123456789 Birthdate 05/05/1955 EMail zopkey@pcshq.com Username zopkey@pcshq.com EDIT PROFILE	Active Applications. New Mexico Cosmetology & Barbering, Barber ADD STATE APP# ADD LICENSE NUMBER ADD LIC EXP DATE App Expires: 09/01/2014 EDIT Print New App Label Applied 01/15/2014 Most recent application: 01/15/2014 Status: Paid. Waiting for review.
Documents ADD NEW DOCUMENT	Application Approval Requirements ADD <input type="checkbox"/> Coordinator Review <input type="checkbox"/> APPLICATION <input type="checkbox"/> 2X2 PHOTO <input type="checkbox"/> FORM 1 GOVT ISSUED ID <input type="checkbox"/> TRAINING AFFIDAVIT <input type="checkbox"/> Final Review
Education A BETTER U ACADEMY ALBUQUERQUE NM From 05/01/2011 Graduated: 09/01/2012 CHANGE SCHOOL	DOCUMENTS

PCS Candidate Homepage

Logging into your Homepage

1. Go to <http://www.pcsHQ.com>
2. Click **Client Portal**
3. Enter e-mail address and password
4. Click **Log In**



The screenshot shows the login interface for Professional Credential Services, Inc. At the top right, the company logo is displayed: "PROFESSIONAL CREDENTIAL SERVICES, INC." with "CREDENTIAL" in a larger font and a stylized "S" graphic. Below the logo, the heading "Log into your account" is centered. There are two input fields: "E-Mail Address" and "Password". To the right of the "E-Mail Address" field is a yellow border, and to the right of the "Password" field is a white border. Below the input fields is a "Log In" button. A large, faint watermark of the company logo is visible in the background. Below the input fields, there is a note: "*If you have forgotten your password or you have received an email from PCS instructing you to create your password, [Click Here.](#)". At the bottom, there is a link: "If you have not previously created a PCS account please go to your [profession and state home page.](#)".

Application Status

You may check the status of your online application 24/7 by logging into your PCS account. As items are received, green check boxes will appear under the Application Approval Requirements section of the Active Applications box.

Active Applications.

New Mexico
Cosmetology & Barbering, Barber
[ADD STATE APP#](#)
[ADD LICENSE NUMBER](#)
[ADD LIC EXP DATE](#)
App Expires: 09/01/2014 [EDIT](#)
[Print New App Label](#)
Applied 01/15/2014
Most recent application: 01/15/2014
Status: Paid. Waiting for review.

Application Approval Requirements [ADD](#)

<input type="checkbox"/>	Coordinator Review
<input type="checkbox"/>	APPLICATION
<input type="checkbox"/>	2X2 PHOTO
<input type="checkbox"/>	FORM 1 GOV'T ISSUED ID
<input type="checkbox"/>	TRAINING AFFIDAVIT
<input type="checkbox"/>	Final Review

How do I know if my application is approved?

If an application has been approved, a green check will appear in the Final Review Box under Active Applications.

Active Applications.

New Mexico
Cosmetology & Barbering, Barber
[ADD STATE APP#](#)
[ADD LICENSE NUMBER](#)
[ADD LIC EXP DATE](#)
App Expires: 09/01/2014 [EDIT](#)
[Print New App Label](#)
Applied 01/15/2014
Most recent application: 01/15/2014
Status: Approved.

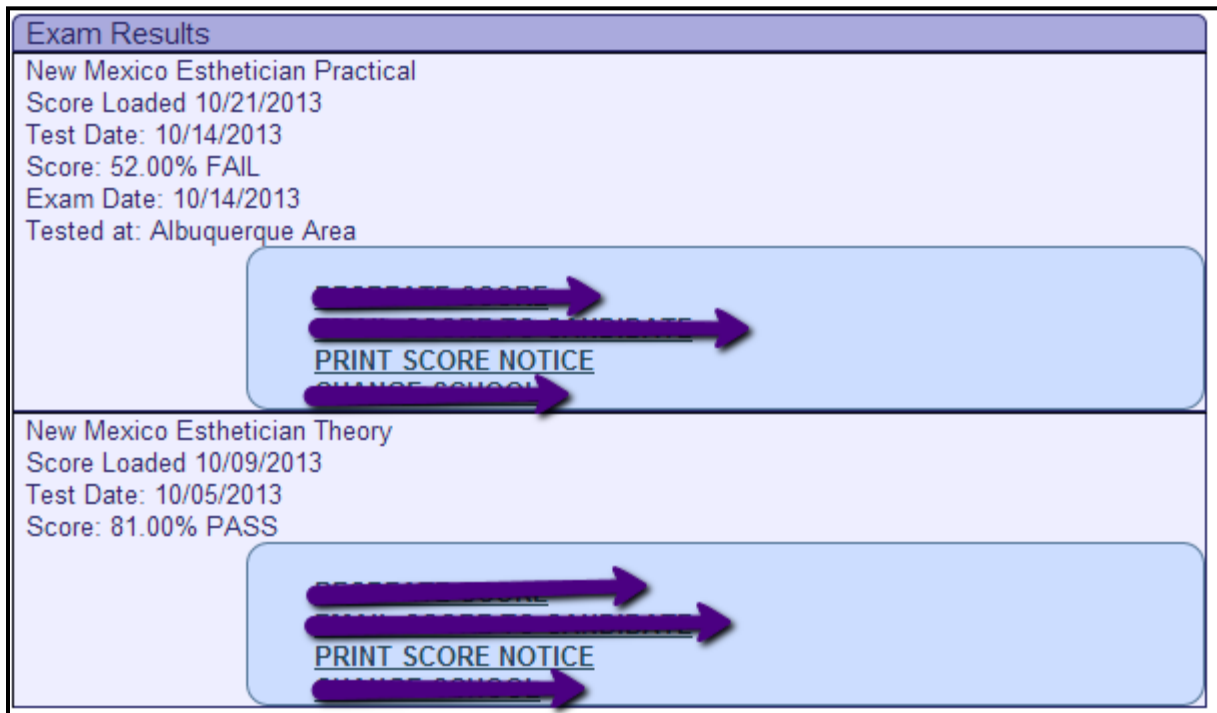
Application Approval Requirements [ADD](#)

<input checked="" type="checkbox"/>	Coordinator Review
<input checked="" type="checkbox"/>	APPLICATION
<input checked="" type="checkbox"/>	2X2 PHOTO
<input checked="" type="checkbox"/>	FORM 1 GOV'T ISSUED ID
<input checked="" type="checkbox"/>	TRAINING AFFIDAVIT
<input checked="" type="checkbox"/>	Final Review

Reprinting Documents

You may reprint information concerning your examinations, payment receipts, and/or scores by logging into your Homepage.

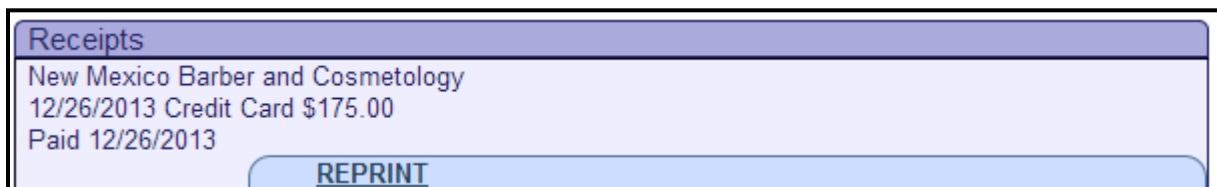
- Click **Print Score Notice** option next to item you wish to reprint a score notice



The screenshot shows a section titled "Exam Results" with two entries. Each entry has a button labeled "PRINT SCORE NOTICE" which is highlighted with a blue arrow pointing to it.

Exam Results
New Mexico Esthetician Practical Score Loaded 10/21/2013 Test Date: 10/14/2013 Score: 52.00% FAIL Exam Date: 10/14/2013 Tested at: Albuquerque Area
New Mexico Esthetician Theory Score Loaded 10/09/2013 Test Date: 10/05/2013 Score: 81.00% PASS

- Click **Reprint** option next to item you wish to print a receipt.



The screenshot shows a section titled "Receipts" with one entry. A button labeled "REPRINT" is highlighted with a blue arrow pointing to it.

Receipts
New Mexico Barber and Cosmetology 12/26/2013 Credit Card \$175.00 Paid 12/26/2013

Examination Rescheduling

If you have missed or failed an examination, you may reschedule online with a credit card by logging into your Homepage.

- To reschedule practical examination, click **Reschedule Practical** under the Active Applications box.

The screenshot shows the 'Active Applications' section for a user in New Mexico, specifically for Cosmetology & Barbering. The page lists application details such as 'ADD STATE APP#', 'ADD LICENSE NUMBER', and 'ADD LIC. EXP DATE'. It also shows the application expiration date as 09/01/2014 and the status as 'Approved'. A red box highlights the 'Application Approval Requirements' section, which includes a list of items with green checkmarks: Coordinator Review, APPLICATION, 2X2 PHOTO, FORM 1 GOVT ISSUED ID, TRAINING AFFIDAVIT, and Final Review. Below this list is a blue button labeled 'RESCHEDULE PRACTICAL'.

- To reschedule theory examination, click **Reschedule Theory** under the Active Applications box.

This screenshot is identical to the one above, showing the 'Active Applications' page for a user in New Mexico. The 'Application Approval Requirements' section is highlighted with a red box, and the button at the bottom is labeled 'RESCHEDULE THEORY'.

Application Approval Process

Once an online application has been completed (payment has been made), the coordinator will receive notification. PCS will review your application and enter any requirements which may be pending (i.e. High School Transcript or Training Transcript). *If documents are submitted after the online application has been completed, PCS will enter those as received no later than three business days of receipt.*

- If PCS receives an application or a required document which is incomplete or completed incorrectly, PCS will notify you via e-mail and your file will remain pending until all necessary information has been received.
- In order to receive your desired practical examination date, the online application, required documents, and payment must be received in our office on or before the examination deadline.
- Late or incomplete applications will be processed for the next available practical examination once all required information has been received.

Examination Notification

Once your application has been approved, PCS will forward the following notifications via e-mail.

1. A Theory Authorization to Test (ATT) letter will be sent via e-mail within one business day.
2. A Practical Admission Notice confirming your assigned date, time, and location will be sent via e-mail 10 business days prior to your examination date.

! If you do not receive any e-mails within the time frame listed above, it is your responsibility to check your PCS account and reprint this information. If you are unable to access your account, it is your responsibility to contact PCS at (888) 822-3272.

Examination Scheduling

Theory Examination Scheduling

Once you have received your ATT letter, you must contact PSI to schedule your theory appointment.

- Schedule online – <http://www.psiexams.com>
- Schedule with PSI representative at (800) 733-9267 (Monday – Friday 7:30 AM to 8:00 PM EST, Saturday 11:00 AM to 5:00 PM EST)
- Schedule with PSIs Interactive Voice Response System during non business hours at (800) 733-9267.

Rescheduling Policy

You may reschedule your theory examination without forfeiting your fee by contacting PSI at least 2 business days prior to your scheduled date. You may call (800) 733-9267 or fax (702) 932-2666. You may also use the automated system using a touch-tone phone (24 hours a day) to cancel or reschedule your examination.

Practical Examination Scheduling

You will request a practical date when completing your on-line application. As long as you have all required information in by the deadline date, you will be scheduled to take your examination on the date requested. Otherwise you will be assigned to the next available exam once your application has been approved.

Rescheduling Policy

Rescheduling is not permitted for the practical examination unless you are hospitalized or involved in a traffic accident on the way to the test center which prevents you from arriving on time. In these cases, documentation may be e-mailed to your coordinator at nmcos@pcshq.com or uploaded to your homepage.

Inclement Weather Policy

In the event of inclement weather or similar emergency, a scheduled examination may be canceled or delayed. However, this decision is made only in rare instances and at the discretion of PCS and/or PSI. If a test center is open for testing, and you choose not to appear for your scheduled examination, your fee will be forfeited. You will have to reschedule your appointment and resubmit the appropriate fee to PCS. If you have reason to question whether or not a center will be closed due to an emergency, please call PCS to make inquiries regarding the practical examination and PSI for inquiries regarding the theory examination.

Examination Day Requirements

What do I need to take with me to the examination?

- Admission Notice (practical) or ATT Letter (theory)
- A current 2" x 2" passport type photo (must be color)
- Two (2) forms of identification. One form must be a government issued photo id (see below)
- Examination Supplies (if taking practical examination – see NIC Content Outline page)

If you fail to bring these items, you will not be allowed to take the examination and you will forfeit your examination fee.

Acceptable Forms of Identification

Both forms of Identification must be listed under the same name that is listed on your PCS account.

Primary ID (current, non-expired Governments Issued ID)

- State issued Driver's License
- State issued Identification Card
- US Government issued Passport
- US Government issued Military Identification Card
- US Government issued Alien Registration Card

Secondary ID (signature, non-expired)

- Credit Card or Debit (ATM) Card
- Social Security Card
- US issued Birth Certificate
- An alternate form of Primary ID (i.e. if you have a Driver's License, you can bring your US Passport as a Secondary ID)

Arrival

You must arrive at the test center at least thirty (30) minutes prior to your examination for registration. If you arrive past your examination time, you will not be permitted to test.

General Examination Policies

Security Policy

Suspected security breaches during either the theory or practical test administrations, such as an act of impersonation, creating a disturbance, giving or receiving unauthorized information or aiding other candidates, attempting to remove test information by any means, possessing prohibited materials or sharing supplies may be sufficient cause to dismiss you from the examination site or to invalidate or cancel your scores. Suspected breaches may be identified by observation or suspicion by the test center staff, or may be evidenced by subsequent statistical analysis of examination materials. PCS reserves the right to investigate each incident of misconduct and will report such incidents directly to the Board. The Board will make all final decisions on examination score invalidations or cancellations. **No visitors, guests or children are allowed in the test center.**

Copyrighted Examination Questions

All test questions are the express copyrighted property of NIC. It is forbidden under federal copyright law to copy, reproduce, record, distribute or display these test questions by any means, in whole or in part. Doing so may subject you to severe civil and criminal penalties, including prison incarceration and/or fined up to \$250,000 for criminal violations.

Prohibited Items

Food, beverages, purses, notebooks, magazines, backpacks, briefcases, hats, caps, reference books or electronic devices such as cameras, computers or computerized devices, iPods, radios, recording devices, portable fax machines, cellular telephones, calculator watches, reproduction equipment, smoking or the use of tobacco are strictly prohibited in the examination room. Failure to comply with any of these conditions will result in you being dismissed immediately, and your actions reported to the proper authorities. PCS is not responsible for **any** personal items brought to the examination site.

Environmental Distracters

Although every attempt is made to provide a quiet and comfortable test environment, noise and room temperature may be an unforeseen and unavoidable distracter. It is suggested that you wear the type of clothing that would allow you to adapt to a cooler or warmer climate at the testing site.

Examination Results

Score Notices

An official score notice will be e-mailed to you at least 10 business days after your examination date. *An unofficial pass or fail notice will be provided to you by PSI after you take the theory examination.* If you do not receive an e-mail within this time frame, you may print a score notice by logging into your PCS account.

State Score Requirements

The minimum score required to pass both the theory and practical examination is 75. If you fail an examination, PCS will provide a strengths and weakness report (located at bottom of score notice) and information on how to re-apply online.

State Score Requirements

Once you pass both the theory and practical examination, you will receive a *Notice of Completion and a Licensure Fee Notice*. Mail this form with the required fees to the Board Office so that your license can be issued. It is not necessary to notify the Board Office once you pass an examination; they are provided score information on a daily basis.

Change of Information

Directions

Complete the following form – all applicable areas of this form should be completed in order for PCS to properly locate and updated your account.

If you need to update your name, you must provide a copy of your marriage certificate, divorce decree or other court documentation that confirms your name change.

Email: nmcoss@pcshq.com

Print your name as it appears on your Application below.

Name: _____

Street: _____

City: _____ State: _____ Zip: _____

Print your updated name or address below.

Name: _____

Street: _____

City: _____ State: _____ Zip: _____

Print Social Security Number: _____

Sign and Date your Request:

Signature: _____ Date: _____

Formal Complaints

If you have a complaint regarding any aspect of the application and examination process, you must submit a formal written complaint. Complaints should be filed with PCS within 48 hours of incident. Please include the following information along with a detailed description of the incident:

- First and Last Name
- Candidate ID# or email address
- State in which you are applying for a license
- Date and location of incident

(1) E-Mail Complaint to:

nmcos@pcshq.com

(2) Mail Complaint to:

Professional Credential Services, Inc.
Attn: New Mexico Coordinator
P.O. Box 198768
Nashville, Tennessee 37219-8768

Complaint Review Process

Upon receipt of your complaint, PCS will thoroughly review all necessary information. A written reply will be sent to you within 5-7 business days.

National Barber Styling Written Examination

Scientific Concepts – 40%

Infection Control and Safe Practices

- ◇ Bacteriology
 - Types of bacteria
 - Growth and reproduction
- ◇ Viruses
 - Types
 - Transmission
- ◇ Immunity
- ◇ Parasites
- ◇ Methods of infection control
 - Sterilization
 - Disinfection
 - Sanitation
- ◇ Federal Regulations and Universal Precautions

Tools, Implements, and Equipment

- ◇ Safe usage
- ◇ Care and maintenance

Anatomy and Physiology

- ◇ Cells
- ◇ Tissues
- ◇ Organs
- ◇ Physiological systems
 - Skeletal system
 - Muscular system
 - Nervous system
 - Circulatory system

Chemistry

- ◇ Water
- ◇ Shampoos and conditioners
- ◇ Chemical agents (e.g. chemical waving, chemical relaxing, hair coloring)
- ◇ Styling aids

Electricity and Light

- ◇ Types of electric current
- ◇ Safety devices
- ◇ Electrotherapy
 - Modalities (e.g., high frequency, faradic)

- Light therapy

Skin Histology

- ◇ Anatomy of the skin
 - Layers of the skin
 - Glands of the skin
 - Types of nerves in the skin
 - Skin color
- ◇ Functions of the skin
- ◇ Disorders of the skin

Hair and Scalp

- ◇ Structure and growth of the hair
- ◇ Disorders of the hair
- ◇ Disorders of the scalp

Facial and Shaving Services – 15%

Draping Procedures Related to Facial and Shaving Services

Facial Treatments

- ◇ Massage manipulations
- ◇ Equipment
- ◇ Facials
 - Preparing the client
 - Skin types
 - Skin analysis
 - Products
 - Procedures

Shaving Procedures and Facial Hair Design

- ◇ Tools and equipment
- ◇ Facial shaving
 - Preparing the facial hair for service
 - Positions and strokes
- ◇ Mustaches and beards
 - Design
 - Procedures

National Barber Styling Written Examination

Hair Care and Services – 20%

Client Consultation

- ◇ Scalp analysis
- ◇ Hair analysis
 - Texture
 - Density
 - Porosity
 - Elasticity
 - Color
 - Resistant hair

Draping Procedures Related to Shampooing and Haircutting

Haircutting and Styling

- ◇ Basic principles
 - Facial shapes
 - Head forms
- ◇ Elements of design
 - Shape
 - Line
 - Wave pattern/texture
 - Proportion and balance
 - Color
- ◇ Haircutting methods and procedures
 - Shears
 - Clippers
 - Razor
 - Tapering and fading
 - Blending and texturing
 - Outline/neck shave
- ◇ Hair styling methods
 - Blow-dry styling
 - Thermal styling
 - Wet-hair styling
- ◇ Head shaving
 - Preparation
 - Safety
- ◇ Hairpieces
 - Materials (i.e., human or synthetic)
 - Sizing
 - Attachment methods
 - Styling
 - Maintenance

Treatment of the Hair and Scalp

- ◇ Shampoo service
 - Product selection
 - Procedures

Chemical Services – 25%

Draping Procedures Related to Chemical Services

Safety Procedures Related to Chemical Services

Performing Client Consultation

- ◇ Scalp analysis
- ◇ Hair analysis
 - Texture
 - Density
 - Porosity
 - Elasticity
 - Color
 - Resistant hair
- ◇ Record keeping

Chemical Texture Services

- ◇ Chemical waving (e.g. permanent waving)
 - Procedures
 - Products
- ◇ Reformation curls
 - Procedures
 - Products
- ◇ Chemical hair relaxing
 - Procedures
 - Products

Haircolor and Lightener

- ◇ Color theory
 - Law of color
 - Tone
 - Level
- ◇ Haircoloring
 - Procedures
 - Products
- ◇ Hair Lightener
 - Procedures
 - Products
- ◇ Mustaches and beards
 - Procedures
 - Products

National Barber Styling Written Examination

Sample Questions

The following sample questions are similar to those on the NIC Barber Styling Written Examination. Each question is followed by four answer choices. Only one choice is correct. Correct answers are listed following the sample questions.

1. Anthrax and tetanus bacilli form which of the following types of spore?
 - a. Mitosis
 - b. Flagella
 - c. Spherical
 - d. Infectious
2. All French style shears
 - a. are cobalt metal.
 - b. have a finger brace.
 - c. are made in France.
 - d. have tight pivots.
3. Prior to a shaving service the headrest must be
 - a. washed and dried.
 - b. disinfected and covered.
 - c. washed and removed.
 - d. sanitized and sterilized.
4. To avoid damage to muscle tissue, the movements of a massage are directed
 - a. away from the origin of the muscle.
 - b. toward the origin of the muscle.
 - c. around the origin of the muscle.
 - d. above the origin of the muscle.
5. Which of the following can permanently relieve split ends?
 - a. Applying oil to the ends
 - b. Using a styling gel on the ends
 - c. Moistening the ends
 - d. Cutting the ends
6. The diameter of a single strand of hair is also called
 - a. growth pattern.
 - b. porosity.
 - c. density.
 - d. texture.
7. What should be performed **FIRST** before applying permanent hair color?
 - a. Strand test
 - b. Patch test
 - c. Curl test
 - d. Texture test
8. Before sodium hydroxide processing, hair should be analyzed to determine its
 - a. acidity.
 - b. alkalinity.
 - c. texture, porosity and elasticity.
 - d. density, color and end bonds.

Answer Key

1. c 4. b 7. b
2. b 5. d 8. c
3. b 6. d

National Barber Styling Written Examination

Barber Styling References

Milady's Standard Textbook of Professional Barbering, 5th Edition, 2011

Milady
5 Maxwell Drive
Clifton Park, NY 12065
(800) 347-7707
www.Milady.com

Milady's Standard Textbook of Professional Barber-Styling Rev. Ed., 1999

Milady
5 Maxwell Drive
Clifton Park, NY 12065
(800) 347-7707
www.Milady.com

NIC Health and Safety Standards

NIC, Inc., October 2002
www.nicesting.org

State Practical Examination Guidelines

The New Mexico State Board of Barbers and Cosmetologists require you to be examined on the following services on the practical examination:

Core Domain Services

- Set Up and Client Protection
- Shaving with Straight Razor
- Haircutting
- Chemical Waiving
- Hair Lightening/Coloring
- Chemical Relaxing

Mannequins

A mannequin is required for all services within the barber examination. The candidate must provide the necessary clamp to properly secure a mannequin head to a table during the examination. A model is only permitted during the shaving portion of the practical examination.

Aerosol Products

You are not permitted to use aerosol products at anytime during the examination.

Kit Size

Recommended kit size is no larger than 30" x 30". For safety reasons, all kits must fit completely under the table areas.

Practical Examination Supplies

Recommended General Supplies

All supplies must be labeled in English

- dry storage kit/container
- hand sanitizer
- mannequin head(s) and a table clamp (pre-marked mannequin head(s) are NOT permitted)
- a towel to place between the clamp and the table
- EPA registered disinfectant that demonstrates bactericidal, fungicidal and virucidal properties must be used.
- astringent
- toner
- disposal bag for waste materials
- cloth and paper towel(s)
- neck strip(s)
- shampoo cape (child size is appropriate for mannequin)
- hair clamp(s)
- comb(s)
- hair brush(es)
- spray bottle
- protective cream
- spatula(s)
- protective cotton
- protective gloves
- tape
- first aid supplies (blood spill kit)

Shaving Supplies

- shaving cream
- razor
- towel

Haircutting Supplies

- haircutting shears
- clippers
- comb(s)

Chemical Waving Supplies

- chemical wave rods
- end papers
- applicator bottle with simulated waving lotion (water)
- comb(s)

Hair Lightening/Coloring Supplies

- tint brush and bowl or bottle applicator
- thick gel or colored cholesterol
- comb(s)
- hair clips

Chemical Relaxing Supplies

- tint brush and bowl or bottle applicator
- thick gel or colored cholesterol
- comb(s)

National Barber Styling Practical Examination

Important Instructions

- Do not leave the examination area without permission. Permission must be obtained to leave the examination area for any reason, including restroom usage or at the completion of the examination.
- Candidates are required to bring their own kit with sufficient quantity of supplies in sanitary condition. This includes the required implements in proper working order and protective drapes. The kit must be kept closed except when removing or replacing materials for a particular service. The kit will be used during the examination as dry storage and is considered part of the work area.
- All examinations are administered in a testing environment. Candidates should bring a container of water if needed for any section of the examination. Candidates may bring a thermos of hot water if desired. All water and their containers must be taken with the candidates and may not be disposed of at the testing facility.
- Candidates are evaluated at all times. Continue demonstrating until you have completed the entire section.
- Candidates will be given 10 minutes for client protection and to set up the general supplies that they will use throughout the examination.
- Candidates will also be given 2 minutes to set up the supplies for each section of the examination.
- The verbal instructions will be read twice for each section of the examination. Each examination section has a maximum time allowance. Once you have completed all tasks in the section please step back to indicate that you are finished. In the event that all candidates complete the section before the time has elapsed the examiners will proceed to the next section of the examination.
- Candidates must follow all appropriate public protection and infection control procedures during all phases of the practical examination that will ensure the health, safety, and welfare of the public. In the event of a blood spill candidates will be expected to follow the NIC Health and Safety Standards. Failure to do so may result in your dismissal from the examination.
- Cellular phones, pagers, any electronic device, printed materials, and handwritten notes are NOT permitted in the examination room. Talking to other candidates or any examiner is strictly prohibited. Failure to comply with any of these conditions will result in you being dismissed immediately, and your actions reported to the proper authorities. Your examiner has been instructed not to answer any questions concerning your examination. This ensures equal opportunity for all candidates and standardization in testing for the National Practical Examination. If you have an emergency situation please ask to speak with the supervisor.
- Chemicals for Chemical Waving, Virgin Hair Lightening, Hair Color Retouch, Virgin Relaxer Application and Relaxer Retouch will be simulated.
- Manufacturer's labels are required on all disinfectants and sanitizers. An EPA registered disinfectant that demonstrates bactericidal, fungicidal and virucidal properties must be used. Simulated products are NOT allowed for disinfectants and hand sanitizers.

Model/Mannequin(s)

You are required to bring a mannequin head(s) it is the candidate's responsibility to appear at the practical examination with their mannequin head(s).

Mannequin heads that have been purchased pre-sectioned indicating the sections by various colors and/or notches are NOT allowed during any part of the practical examination.

National Barber Styling Practical Examination

Set Up and Client Protection (10 minutes)

Verbal Instructions:

"You will now set up the general supplies that you will use throughout your examination." "You will also set up the shaving supplies." "You will be observed for client protection, safety and infection control procedures." "You will have 10 minutes to complete this section." "You will be informed when you have 5 minutes remaining." (1) "The instructions will be repeated." (2) "You may begin set up."

Candidates will be evaluated on the following tasks:

- Disinfects work area
- Disposes of soiled materials using infection control procedures
- Sanitizes hands
- Sets up work area with supplies labeled in English
- Sets up implements that are visibly clean and sanitary
- Uses neck strip or towel and drape
- Re-sanitizes hands

Shaving with a Straight Razor (20 minutes)

Verbal Instructions:

"You will now perform the shaving with a straight razor section of this examination." "You will be observed for client protection, safety and infection control procedures." "You will have 20 minutes to complete this section." "You will be informed when you have 10 minutes remaining." (1) "The instructions will be repeated." (2) "You may begin."

Candidates will be evaluated on the following tasks:

Preparation

- Sets up implements that are visibly clean and sanitary
- Sanitizes hands to include wrist
- Applies drape across front of model covering shoulders but not touching neck skin
- Applies towel securely by tucking into neckband
- Places residue towel across chest/shoulder area

Demonstration of Shaving with a Straight Razor

- Lathers beard and mustache area using a circular motion with cushions of fingers evenly and

safely

- Wrings wet steam towel thoroughly
- Tests temperature of wet steam towel on inside of wrist
- Applies steam towel around face folding ends over forehead and leaving nostrils exposed
- Removes steam towel and lather together in a continuous fluid motion
- Re-lathers beard and mustache area using a circular motion with cushions of fingers safely
- Keeps stretching hand dry and lather-free to prevent slipping
- Strokes straight razor at an angle with grain of beard
- Holds straight razor in correct freehand position with palm facing toward model/mannequin safely
- Uses freehand stroke in appropriate areas
- Holds straight razor in correct backhand position with palm facing away from model/mannequin safely
- Uses backhand stroke in appropriate areas
- Holds straight razor in correct reverse freehand position with palm facing toward model/mannequin safely
- Uses reverse freehand stroke in area 14 safely
- Performs shaving stroke(s) with leading point of straight razor safely
- Applies steam towel to remove all residue safely
- Applies toner or astringent safely

Safety and Infection Control

- Maintains towel and drape for protection throughout service
- Disposes of soiled materials using infection control procedures
- Practices infection control procedures safely throughout service
- Maintains work area in a safe manner throughout service

Haircutting (30 minutes)

Verbal Instructions for Set Up:

"You have 2 minutes to remove the supplies from your kit for the haircutting section of this examination. "Please do not begin any procedures until the verbal instructions have been read and you are instructed to begin. You may begin set up."

National Barber Styling Practical Examination

Haircutting Continued

Verbal Instructions:

"You will now perform the haircutting section of this examination." "You will complete a tapered haircut using clippers and shears." "You will use your clippers to cut the back and sides of the head." "You will be expected to demonstrate clipper over comb." "Clipper guards or attachments may not be used." "You will complete the haircut using shears." "Please do not sweep the hair from the floor until you are instructed." "You will be observed for client protection, safety and infection control procedures." "You will have 30 minutes to complete this section." "You will be informed when you have 15 minutes remaining." (1) "The instructions will be repeated." (2) "You may begin."

Candidates will be evaluated on the following tasks:

Preparation

- Sets up implements that are visibly clean and sanitary
- Uses a neck strip or towel and drape

Demonstration of Haircutting

- Uses clippers to establish graduated haircut with no blocked line (taper/fade)
- Handles clippers safely at all times
- Demonstrates use of shears on top of head
- Handles shears safely at all times
- Blends haircut evenly with clippers or shears without leaving weight line
- Cut sides in front of ear uniform in length with clippers
- Establishes outline around ears and sides of neck that follows natural hairline
- Cuts at least ¼ inch of hair throughout haircut

Safety and Infection Control

- Removes hair clippings from skin, drape, and work area
- Sweeps hair from floor
- Maintains neck strip or towel and drape for protection throughout service
- Disposes of soiled materials using infection control procedures
- Practices infection control procedures safely throughout service
- Maintains work area in a safe manner throughout service

Examiners will read the following to each candidate after candidate has stepped back to indicate that they have completed their haircut or the timing has elapsed:

"May I please use your comb to check your haircut?"

Examiners will read the following to each candidate after checking their haircut:

"You may clean up only your hair at this time."

Chemical Waving (20 minutes)

Verbal Instructions for Set Up:

"You have 2 minutes to remove the supplies from your kit for the chemical waving section of this examination. Please do not begin any procedures until the verbal instructions have been read and you are instructed to begin. You may begin set up."

Verbal Instructions:

"You will now perform the chemical waving section of this examination." "You will wrap the center back section of the head, from crown to nape." "You will be instructed to apply simulated waving lotion." "You will be instructed to demonstrate a test curl." "You will be observed for client protection, safety and infection control procedures." "You will have 20 minutes to complete this section." "You will be informed when you have 10 minutes remaining." (1) "The instructions will be repeated." (2) "You may begin."

Candidates will be evaluated on the following tasks:

Preparation

- Sets up implements that are visibly clean and sanitary
- Sets up work area with supplies labeled in English

Demonstration of Chemical Waving

- Subsections hair straight and evenly
- Subsections hair no longer than length of rod
- Subsections hair same width as rod
- Wraps hair evenly and smoothly around rod
- Distributes hair evenly across end paper
- Extends end papers beyond hair ends
- Places bands correctly
- Uses same rod base placement throughout section
- Wraps hair around rod at least 1 ½ times

Examiners will read the following to each candidate:

"Please demonstrate saturation."

- Applies cotton and/or protective cream at nape
- Wears gloves during application of simulated product
- Applies simulated product across entire rod safely

National Barber Styling Practical Examination

Chemical Waving Continued

Examiners will read the following to each candidate:

"Please demonstrate a test curl."

- Unwraps rod at least 1 ½ turns and hair is held to relax to demonstrate test procedure

Safety and Infection Control

- Maintains neck strip or towel and drape for protection throughout service
- Practices infection control procedures safely throughout service
- Maintains work area in a safe manner throughout service

Examiners will read the following to the entire group of candidates when the timer goes off:

"Please stop the chemical waving procedure. Do not remove the rods until the examiner instructs you to remove them."

Examiners will read the following to the entire group of candidates after examiners have finished checking all candidates:

"Please remove all rods from the head and brush the hair straight back."

Hair Lightening/ Coloring (20 minutes)

Verbal Instructions for Set Up:

"You have 2 minutes to remove the supplies from your kit for the hair lightening and hair coloring section of this examination. Please do not begin any procedures until the verbal instructions have been read and you are instructed to begin. You may begin set up."

Verbal Instructions:

"You will now perform the hair lightening and hair coloring section of this examination." "You will divide the head into four sections." "You will apply a virgin lightener to the right front section of the head." "You will apply a 2 inch hair coloring retouch to the right back section of the head." "You will be observed for client protection, safety and infection control procedures." "You will have 20 minutes to complete this section." "You will be informed when you have 10 minutes remaining." (1) "The instructions will be repeated." (2) "You may begin."

Candidates will be evaluated on the following tasks:

Preparation

- Sets up implements that are visibly clean and

sanitary

- Sets up work area with supplies labeled in English
- Divides head into four equal sections
- Applies protective cream around hairline
- Wears gloves during application of simulated lightener and hair color products

Demonstration of Virgin Hair Lightening Application

- Subsections hair 1/8 inch wide or less
- Applies simulated product ½ inch from scalp
- Applies simulated product up to but not including last 1 inch of hair
- Completely covers subsections with simulated product

Demonstration of Retouch Hair Coloring Application

- Outlines hair color retouch quadrant with simulated product
- Subsections hair 1/2 inch wide or less
- Applies simulated product from scalp up to 2 inches
- Completely covers subsections with simulated product

Safety and Infection Control

- Keeps skin free of product
- Maintains neck strip or towel and drape for protection throughout service
- Practices infection control procedures safely throughout service
- Maintains work area in a safe manner throughout service

Chemical Relaxing (25 minutes)

Verbal Instructions for Set Up:

"You have 2 minutes to remove the supplies from your kit for the chemical relaxing section of this examination. Please do not begin any procedures until the verbal instructions have been read and you are instructed to begin. You may begin set up."

Verbal Instructions:

"You will now perform the chemical relaxing section of this examination." "You will apply a virgin relaxer application to the left back section of the head." "You will apply a 2 inch relaxer retouch application to the left front section of the head." "You will be observed for client protection, safety and infection control procedures." "You will have 25 minutes to complete this section." "You will be informed when you have 13 minutes remaining." (1) "The instructions will be repeated." (2) "You may begin."

National Barber Styling Practical Examination

Chemical Relaxing continued

Candidates will be evaluated on the following tasks:

Preparation

- Sets up implements that are visibly clean and sanitary
- Sets up work area with supplies labeled in English
- Applies protective cream around hairline

Demonstration of Virgin Relaxer Application

- Wears gloves during application of simulated relaxer product
- Subsections hair 1/4 inch wide or less
- Applies simulated product ½ inch from scalp
- Applies simulated product up to but not including last 1 inch of hair
- Completely covers subsections with simulated product

Demonstration of Relaxer Retouch Application

Examiners will read the following to each candidate:

“Please demonstrate smoothing the relaxer retouch product.”

- Outlines relaxer retouch quadrant with simulated product
- Subsections hair 1/4 inch wide or less

- Applies simulated product starting slightly off scalp, up to ¼ inch from scalp, and out to 2 inches
- Completely covers subsections with simulated product
- Demonstrates smoothing of subsection in direction of hair growth and cuticle with moderate tension

Safety and Infection Control

- Keeps skin free of product
- Maintains neck strip or towel and drape for protection throughout service
- Practices infection control procedures safely throughout service
- Maintains work area in a safe manner throughout service

Candidate Summary and Final Cleanup

Verbal Instructions:

“This concludes the national practical examination. Please make sure that all kit supplies and disposable materials are taken with you. Please do not dispose of waste materials, chemicals, or water in the trash receptacles or restrooms as they are unable to accommodate all waste materials from every candidate that takes the examination.”

Barber References

Milady’s Standard Textbook of Professional Barbering, 2006

Milady
5 Maxwell Drive
Clifton Park, NY 12065
(800) 347-7707
www.Milady.com

Milady’s Standard Textbook of Professional Barber-Styling Rev. Ed., 1999

Milady

5 Maxwell Drive
Clifton Park, NY 12065
(800) 347-7707
www.Milady.com

NIC Health and Safety Standards

NIC, Inc., October 2002
www.nictesting.org

National Barber Styling Practical Examination

NIC Health and Safety Standards Blood Spill Procedure

If a blood spill should occur, the following steps MUST be followed:

- **SUPPLY INJURED PARTY WITH LIQUID STYPTIC/ANTISEPTIC AND THE APPROPRIATE DRESSING TO COVER THE INJURY.**
- **DOUBLE BAG ALL BLOOD-SOILED (CONTAMINATED) ARTICLES AND LABEL WITH RED OR ORANGE BIOHAZARD WARNING.** This is the responsibility of the candidate and should be executed as follows:

CANDIDATE INJURY – FOR EXAMINATION PURPOSES

1. **PROTECTION** – If a cut is sustained, stop the service and clean the injured area.
2. **APPLY** antiseptic and/or liquid or spray styptic as appropriate (*see NOTE*).
3. **DRESSING** - cover the injury with the appropriate dressing.
4. **COVER** injured area with finger guard or glove as appropriate.
5. **CLEAN** model/client and station as appropriate.
6. **DOUBLE BAG** and dispose of all contaminated objects. Clean hands with antimicrobial cleanser.
7. **RETURN** to service.

MODEL INJURY – FOR EXAMINATION PURPOSES

1. **STOP** service.
2. **GLOVE** hands of candidate/student/licensee.
3. **CLEAN** injured area as appropriate.
4. **APPLY** antiseptic and/or liquid or spray styptic as appropriate (*see NOTE*).
5. **COVER** the injury with the appropriate dressing to prevent further blood exposure.
6. **DOUBLE BAG** and dispose of all contaminated objects. Clean hands with antimicrobial cleanser.
7. **RETURN** to service.

EXAMINERS:

- **EXAMINER IS TO USE UNUSED DISPOSABLE LATEX GLOVES OR NON-ALLERGENIC EQUIVALENT WHEN**

CHECKING THAT CANDIDATE'S SERVICE. DOUBLE BAG AND DISPOSE USED GLOVES.

- **FOLLOW WITH ANTIMICROBIAL SCRUB ON HANDS.**
- **DOCUMENT INCIDENT IN BLOOD SPILL LOG.**

NOTE: DO NOT ALLOW CONTAINERS, BRUSHES, NOZZLES OR LIQUID STYPTIC TO TOUCH THE SKIN OR CONTACT THE WOUND. USE AN APPLICATOR. EXAMINERS SHOULD ALSO COMPLETE AN INCIDENT REPORT.

Wet Disinfection Standard

1. All tools and implements, **EXCEPT THOSE THAT HAVE COME IN CONTACT WITH BLOOD OR BODY FLUIDS** must be disinfected, at minimum, by complete immersion in an EPA registered, bactericidal, virucidal, fungicidal, and pseudomonacidal (*Formulated for Hospitals*) disinfectant that is mixed and used according to the manufacturer's directions.
2. All tools and implements **WHICH HAVE COME IN CONTACT WITH BLOOD OR BODY FLUIDS** must be disinfected, at minimum, by complete immersion in an EPA registered disinfectant that is effective against HIV-1 and human Hepatitis B Virus or Tuberculocidal that is mixed and used according to the manufacturer's directions.

Dry Storage Standard

Disinfected implements must be stored in a disinfected, dry, covered container and be isolated from contaminants.

Hand Washing

(Anti-Bacterial Soap is recommended)

Thoroughly wash hands and the exposed portions of arms with antibacterial soap and water before providing services to **each client** and after smoking, drinking, eating, and using the restroom.

Frequently Asked Questions

General Questions

- 1. What is NIC?**
 - NIC is the abbreviation for the National Interstate Council of State Boards of Cosmetology, Inc. NIC is the founder of national testing for cosmetology and cosmetology related fields.
- 2. Are the NIC examinations offered in other languages?**

All NIC practical examinations are administered in English. The NIC theory examination is administered in English, Spanish and Vietnamese.
- 3. What if I do not know what a task means on the NIC practical examination?**
 - All questions and tasks are referenced to all textbooks listed in the Candidate Handbooks. The information must be the same in all referenced textbooks in order for it to be used on the examination. NIC has a National Textbook Committee that works with the textbook companies to ensure the information is consistent and correct.
- 4. Will I be evaluated on technique?**
 - NIC examinations do not evaluate technique. The Candidate Handbook lists the tasks that are evaluated.
- 5. What if I have an emergency during the practical examination?**
 - You may ask to speak with the examination proctor if they are experiencing an emergency situation. Problems with the kit or supplies are not an emergency situation and you should do the best you can with what you have available.
- 6. What if I need to use the restroom during the practical examination?**
 - You may ask the examiner to be excused to use the restroom; you will be asked to sign out and back into the examination. The examinations will continue and they will not be permitted extra time.
- 7. What should I do if I cut myself during the examination?**
 - You are expected to follow the NIC Health and Safety Standards; failure to do so may result in your dismissal from the examination. Please refer to the page of this Handbook that outlines the NIC Health and Safety Standards procedures.
- 8. What if I forgot to pack something that I need for the practical examination?**
 - In the event that you forget an item or implement or something breaks, you should do the best you can do with what you have available. You should continue as you are able and perform as many tasks as you are able.
- 9. Do kits need to have a cover and does it have to be kept closed during the examination?**
 - Implements and supplies must be in a closed container. Kits must be kept closed at the exam site except when removing or replacing supplies. Suitcases must be zipped shut.

Frequently Asked Questions

Specific Barber Practical Questions

- 1. Will the Barber examinations be updated like the Cosmetology, Esthetics and Nail Technology examinations to include a separate section for the set up?**
 - The Barber examinations are in the process of being updated. NIC is conducting a task analysis and workshops and once they are completed, updated information will be sent to all schools. NIC cannot change a task until the task analysis and workshops have been completed for each examination. Currently candidates are permitted 10 minutes to set up their work area. We expect it will be a separate section in the future. The tasks are not as explicit as the Cosmetology and Esthetics examinations but you can cross check to see similar tasks when preparing for your examination.
- 2. Can I use a mannequin for the shave and haircut?**
 - All services in the Barbers examination may be performed on a mannequin if permitted in your state. Please refer to page 29 of this Handbook. You must provide the necessary clamp required to secure a mannequin head to the table during the examination.
- 3. Why are pre-marked mannequins not allowed?**
 - NIC does not permit pre-marked mannequins because the mannequin heads have been pre-sectioned to indicate the sections by various colors and/or notches. Pre-marked mannequins are intended for teaching purposes but are not permitted during examinations.
- 4. How should I bring the steam towels for the shaving section of the examination?**
 - You can bring towels in a container and pour water from a thermos or they can bring towels that are pre-saturated but they must demonstrate wringing the towels.
- 5. Can I use a clipper attachment during the haircut section of the examination?**
 - Clipper guards or attachments are not permitted during the haircut section of the examination.